KINTEK

HSK STEILKEGELAUFNAHMEN UND ZUBEH R

HSK TOOLHOLDER AND ACCESSORIES

ОПРАВКИ HSK, ЗАПАСНЫЕ ЧАСТИ И ПРИНАДЛЕЖНОСТИ

MANDRINS HSK ET ACCESSOIRES

MANDRINI HSK E ACCESSORI

HSK 刀柄及附件

- **DIN 69893 A+C** PAG. 184-219
- **DIN 69893 E** PAG. 220-229
- **DIN 69893 F** PAG. 230-243
- **HSK ACCESSORIES - ACCESSORI HSK** PAG. 244-251
- **KIT** PAG. 252-253
- **SHRINK FIT CHUCKS DIN 69871-MAS 403/BT-DIN 69893** PAG. 254-263
- **TOOLHOLDERS ISO 26623-1** PAG. 264-283

DIN 69893 A+C

TABELLE DER ABMESSUNGEN UND DER FORMEN NACH DIN 69893
TABLE OF DIMENSIONS ACCORDING TO DIN 69893 STANDARD
ТАБЛИЦА РАЗМЕРОВ ПО СТАНДАРТУ DIN

TABLE DE DIMENSIONS SUIVANT DIN 69893
TAVOLA RIASSUNTIVA DELLE GRANDEZZE E DELLE FORME SECONDO DIN 69893
根据 69893 标准的尺寸表

HSK A

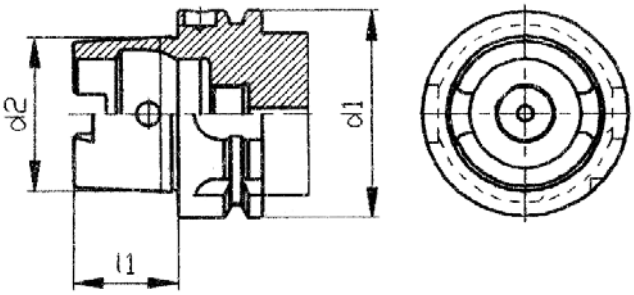

HSK C

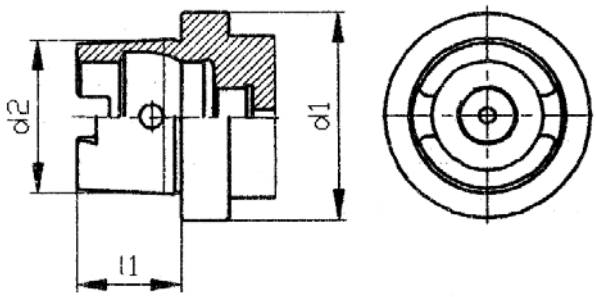

HSK A / C / E

d1 Nominal dia.	d2 Taper dia.	l1 Taper lenght
32	24	16
40	30	20
50	38	25
63	48	32
100	75	50

HSK E

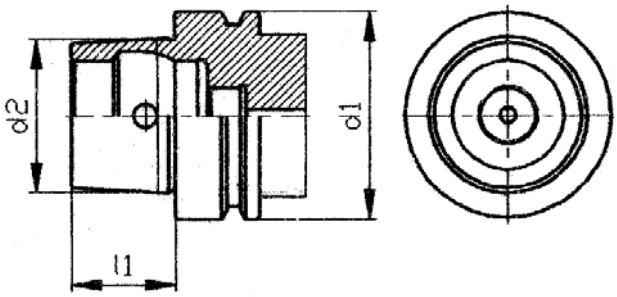

HSK B

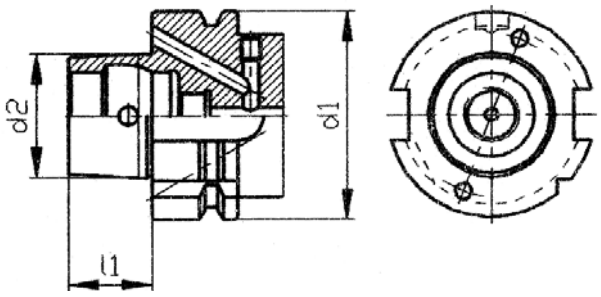

HSK D

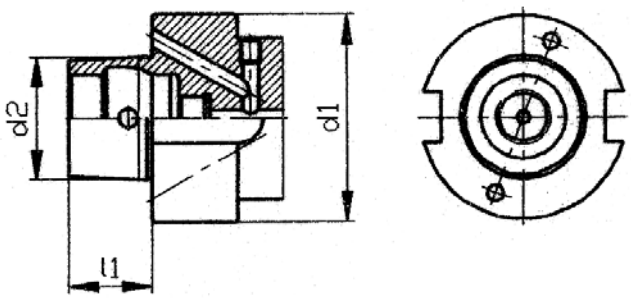

HSK B / D / F

d1 Nominal dia.	d2 Taper dia.	l1 Taper lenght
40	24	16
50	30	20
63	38	25
100	60	40

HSK F

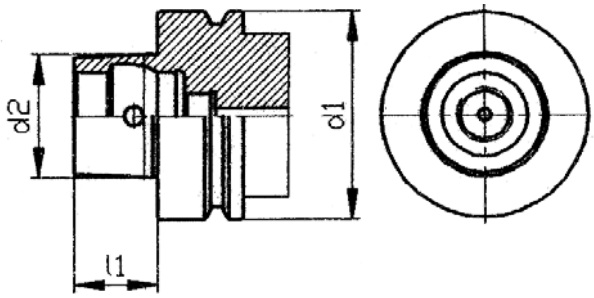

TECHNISCHE DATEN DER STEILKEGELWERKZEUGE
TAPER SHANKS DATA SHEET
КОНСТРУКТИВНЫЕ РАЗМЕРЫ
DONNES TECHNIQUES QUEUE D'OUTILS
DATI TECNICI CONI D'ATTACCO
锥柄数据表

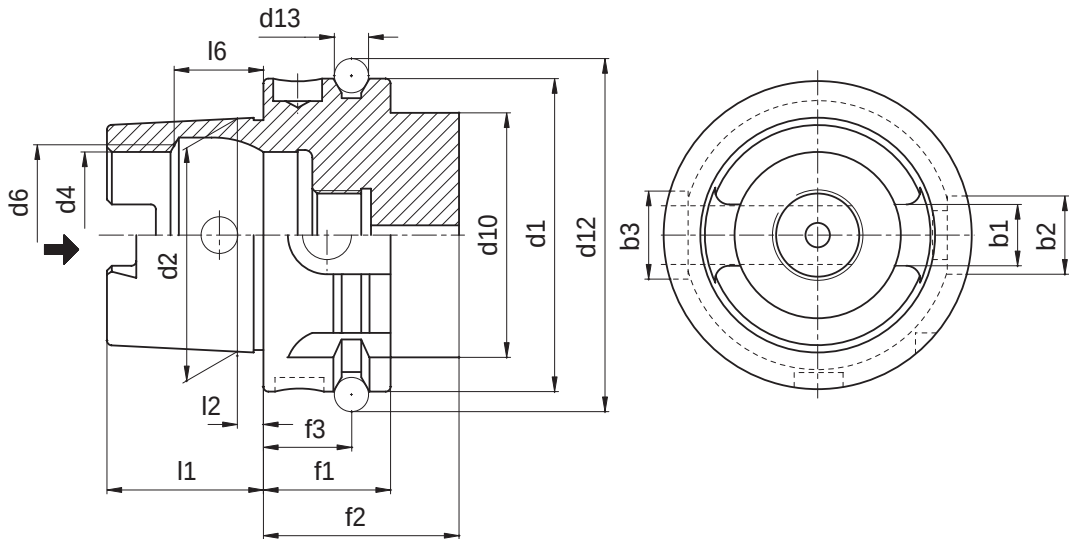

	HSK 32	HSK 40	HSK 50	HSK 63	HSK 100
b1	7.05	8,05	10,54	12,54	20,02
b2	7	9	12	16	20
b3	9	11	14	18	22
d1	32	40	50	63	100
d2	24	30	38	48	75
d4	17	21	26	34	53
d6	19	23	29	37	58
d10	26	34	42	53	85
d12	37	45	59,3	72,3	109,75
d13	4	4	7	7	7
f1	20	20	26	26	29
f2	35	35	42	42	45
f3	16	16	18	18	20
l1	16	20	25	32	50
l2	3.2	4	5	6,3	10
l6	8.92	11,42	14,13	18,13	28,56

Form A

- Anwendung für Bearbeitungszentren, Fräsmaschinen, Drehmaschinen, Sondermaschinen mit automatischem Werkzeugwechsel.
- Zentrale, axiale Kühlmittelzufuhr über Kühlmittelrohr.
- Drehmomentübertragung über zwei Mitnehmernuten am Kegelende.
- Zwei Bundnuten für Werkzeugmagazin, Positionskerbe. Bohrung für Datenträger DIN 69893 im Bund.
- Balluffchip

TECHNISCHE DATEN DER STEILKEGELWERKZEUGE
TAPER SHANKS DATA SHEET
КОНСТРУКТИВНЫЕ РАЗМЕРЫ
DONNES TECHNIQUES QUEUE D'OUTILS
DATI TECNICI CONI D'ATTACCO
锥柄数据表

Form A

- *Used on machining centres, milling machines, turning machines, special machines with automatic tool change.*
- *Central, axial coolant supply through coolant tube.*
- *Torque transmission via two key slots at end of taper.*
- *Two slots on collar for tool magazine, location edge. Hole for data carrier DIN 69893 in collar.*

Исполнение A

- *Применяются в обрабатывающих центрах, фрезерных станках для тяжелой обработки, токарных станках.*
- *Усиленный фланец.*
- *Подача СОЖ либо боковая - через отверстия во фланце, либо центральная – через центральный канал оправки.*
- *Передача крутящего момента осуществляется через шпоночные пазы на конце конуса.*
- *На фланце находятся два паза для хранения оправки в инструментальном магазине, а также отверстие для датчика позиционирования.*

Forme A

- Utilisation sur les centres d'usinage, les fraiseuses, les machines spéciales à changement d'outils automatique.
- Alimentation centrale, axiale du liquide de lubrification par tube d'arrosage.
- Trasmission du couple par deux gorges d'entraînement à l'extrémité du cône.
- Deux gorges magasin à outils, entaille de positionnement, perçage pour support de données DIN 69893 dans l'épaulement.

Forma A

- *Usato su centri di lavoro, fresatrici e macchine speciali con cambio utensile automatico.*
- *Adduzione refrigerante centrale.*
- *Coppia trasmessa con due chiavette al fondo della sede conica.*
- *Tacche di riferimento sulla flangia per riferimento posizione tagliente. Foro di predisposizione al sistema di riconoscimento a norme DIN 69893 sull'esterno flangia.*

Forma A

- 用于机械加工中心、铣床、车床及配备自动更换工具的专用机器。
- 通过冷却剂管道向中心或轴来供应冷却剂。
- 通过在锥体末端的两个键槽进行扭矩传输。
- 在工具库的位置边缘的颈圈上有两个槽，它们是数据传送孔。

STEILGEKELAUFNAHMEN HSK

TECHNISCHE DATEN

ALLE KINTEK - STEILGEKELAUFNAHMEN WERDEN NACH DEN DIN - NORMEN ANGEFERTIGT.
(DIESE NORMEN SEHEN DIE GLEICHEN TOLERANZKLASSEN FÜR DIE DIN 69893 A+C, B+D, E, F AUFNAHMEN VOR)

KEGELSCHAFTTOLERANZEN

HSK	L1	L2	D.A.		D.B.		B (uniquement type A+C)
32 A+C	3,2	7,3	24	+0.005 +0.007	23,27	+0.003 +0.005	7.05 +/- 0.04
40 A+C+E	4	9,5	30	+0.005 +0.007	29,05	+0.003 +0.005	8.05 +/- 0.04
40 B+D	3,2	7,3	24	+0.005 +0.007	23,27	+0.003 +0.005	-
50 A+C+E	5	11	38	+0.006 +0.009	36,9	+0.003 +0.006	10.54 +/- 0.04
50 B+D+F	4	9,5	30	+0.005 +0.007	29,05	+0.003 +0.005	-
63 A+C+E	6,3	14,7	48	+0.007 +0.011	46,53	+0.003 +0.007	12.54 +/- 0.04
63 B+D+F	5	11	38	+0.006 +0.009	36,9	+0.003 +0.006	-
100 A+C	10	24	75	+0.009 +0.015	72,6	+0.003 +0.009	20.02 +/- 0.04
100 B+D	8	19	60	+0.008 +0.013	58,1	+0.003 +0.008	-

SPANNZANGENAUFNAHME RUNDLAUFGENAUIGKEIT

Die DIN69882-6 Norm schreibt eine Rundlaufgenauigkeit zwischen Aussenkegel und Innenkegel / Spannzangensitz für die DIN 6499- Spannzangenaufnahmen von 0,005 vor.

AUFSTECKFRÄSDORNE - RUNDLAUFGENAUIGKEIT

Kintek-Aufsteckfräsdorne entsprechen der DIN 69882-2 Norm, die für die Ø 16,22,27,32 eine Rundlaufgenauigkeit von 0,01 vorsieht.

WELDON - AUFSTECKFRÄSDORNE - RUNDLAUFGENAUIGKEIT

Nach der DIN 69882-4 Norm muß der Weldon- Aufsteckfräsdorn die folgenden Forderungen aufweisen:
Bohrung: H5
Rundlaufgenauigkeit: 0.005.

WUCHTUNG

Alle Steilkegelaufnahmen dieser Gruppe sind in Klasse G6,3 auf 8.000 U/Min. -1 vorgewuchtet oder auf 15.000 U/Min -1 gewuchtet..
Neben der Übersichtstabelle der Produkte wird das Wuchtgüte angegeben.

KONSTRUKTIONSDATEN

- aus Einsatzstahl angefertigt
- in der Einsatzhärtetiefe von 0,4-0,5 mm
- gehärtet, angelassen
- Härte HRC58 +-2, Festigkeit 800-1000 N/mm2
- brüniert
- inneres, äußeres Schleifen und am Gewinde der Spannzangenmutter
- 100% durch zertifizierte Meßinstrumente geprüft.

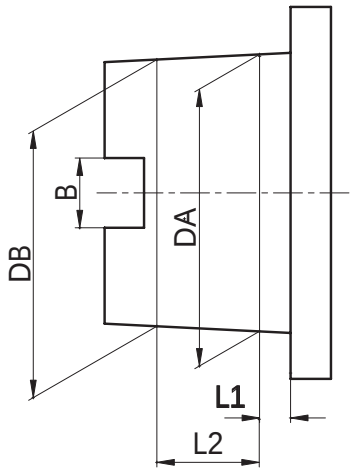

WUCHTUNG MIT HOCHGESCHWINDIGKEIT

Die Hochgeschwindigkeit- Steilkegelaufnahmen der neuen Linie werden in Klasse G2,5 auf 25.000 U/Min -1 gewuchtet.

KONSTRUKTIONSDATEN

- aus Einsatzstahl angefertigt
- in der Einsatzhärtetiefe von 0,4-0,5 mm
- gehärtet, angelassen
- Härte HRC 58 +- 2, Festigkeit 800-1000 N/mm2
- brüniert
- inneres, äußeres Schleifen des Kegels
- Schleifen der Vorderseite und am Gewinde der Spannzangenmutter
- 100% durch zertifizierte Meßinstrumente geprüft und mit Wuchtungsprotokoll geliefert

KINTEK TOOLHOLDERS

TECHNICAL INFORMATION

ALL KINTEK TOOLHOLDERS ARE MANUFACTURED ACCORDING TO DIN NORMS.
(THESE NORMS PROVIDE THE SAME CLASSES OF TOLERANCE FOR THE ATTACHMENT DIN69893 A+C, B+D, E, F)

CONE'S TOLERANCE

HSK	L1	L2	D.A.		D.B.		B (only type A+C)
32 A+C	3,2	7,3	24	+0.005 +0.007	23,27	+0.003 +0.005	7.05 +/- 0.04
40 A+C+E	4	9,5	30	+0.005 +0.007	29,05	+0.003 +0.005	8.05 +/- 0.04
40 B+D	3,2	7,3	24	+0.005 +0.007	23,27	+0.003 +0.005	-
50 A+C+E	5	11	38	+0.006 +0.009	36,9	+0.003 +0.006	10.54 +/- 0.04
50 B+D+F	4	9,5	30	+0.005 +0.007	29,05	+0.003 +0.005	-
63 A+C+E	6,3	14,7	48	+0.007 +0.011	46,53	+0.003 +0.007	12.54 +/- 0.04
63 B+D+F	5	11	38	+0.006 +0.009	36,9	+0.003 +0.006	-
100 A+C	10	24	75	+0.009 +0.015	72,6	+0.003 +0.009	20.02 +/- 0.04
100 B+D	8	19	60	+0.008 +0.013	58,1	+0.003 +0.008	-

COLLET CHUCK'S RUNOUT ACCURACY

The norm DIN 69882-6 permits a runout error of 0,005 mm. for DIN 6499 collet chucks.

SHELL END MILL ADAPTOR'S RUNOUT ACCURACY

Our shell end mill adaptors meet the requirements of the norm DIN 69882-2, which prescribes for diameters Ø 16,22,27,32 a runout accuracy of 0,01

WELDON END MILL HOLDER'S RUNOUT ACCURACY

According to norm DIN 69882-4 Weldon end mill holders have to meet the following requirements:
Bore: H5
Runout accuracy: 0.005.

BALANCING

All our toolholders of this category are pre-balanced in grade G6.3 at 8000 rpm or balanced at 15000 rpm.
Besides the descriptive and dimensional table of products you can find the addictive balancing grade.

CONSTRUCTIVE FEATURES

- *Manufactured with Casehardening Steel.*
- *Casehardened with depth 0,4 - 0,5 mm*
- *Hardened-Tempered*
- *Hardness HRC 58+-2, Strength 800-1000 N/mm2*
- *Black oxided*
- *Thread of collet nuts, internal and external diameters are completely grinding finished*
- *Tested 100% with certified measuring instruments.*

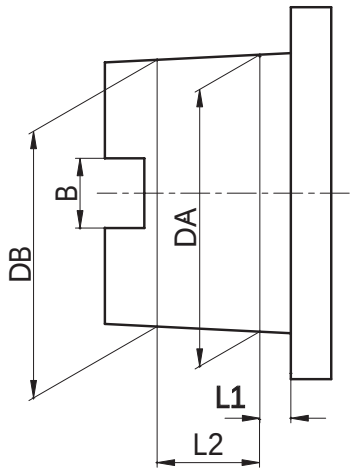

NEW HIGH-SPEED TOOL HOLDERS BALANCING

The new high-speed toolholders are balanced in the Grade G 2,5 at 25000 rpm.

CONSTRUCTIVE FEATURES

- *Manufactured with casehardening Steel.*
- *Casehardened with depth 0,4 - 0,5 mm*
- *Hardened-Tempered*
- *Hardness HRC 58+-2, Strength 800-1000 N/mm2*
- *Black oxided*
- *Internal and external grinding finish of the cone*
- *Grinding finish on the front side and on the thread of collet nuts.*
- *Tested 100% with certified measuring instruments and supplied with balancing certificate*

ОПРАВКИ KINTEK

ТЕХНИЧЕСКОЕ ОПИСАНИЕ

Все оправки Kintek произведены согласно стандарту DIN.
(Эти нормы обеспечивают тот же класс точности как DIN 6983 A+C, B+D, E, F)

ТОЧНОСТЬ КОНУСА

HSK	L1	L2	D.A.		D.B.		B (only type A+C)
32 A+C	3,2	7,3	24	+0.005 +0.007	23,27	+0.003 +0.005	7.05 +/- 0.04
40 A+C+E	4	9,5	30	+0.005 +0.007	29,05	+0.003 +0.005	8.05 +/- 0.04
40 B+D	3,2	7,3	24	+0.005 +0.007	23,27	+0.003 +0.005	-
50 A+C+E	5	11	38	+0.006 +0.009	36,9	+0.003 +0.006	10.54 +/- 0.04
50 B+D+F	4	9,5	30	+0.005 +0.007	29,05	+0.003 +0.005	-
63 A+C+E	6,3	14,7	48	+0.007 +0.011	46,53	+0.003 +0.007	12.54 +/- 0.04
63 B+D+F	5	11	38	+0.006 +0.009	36,9	+0.003 +0.006	-
100 A+C	10	24	75	+0.009 +0.015	72,6	+0.003 +0.009	20.02 +/- 0.04
100 B+D	8	19	60	+0.008 +0.013	58,1	+0.003 +0.008	-

БИЕНИЕ ЦАНГОВЫХ ПАТРОНОВ

В соответствие с нормами DIN 69882-6, допустимое биение составляет 0,005 мм для цанговых патронов по DIN 6499.

БИЕНИЕ ОПРАВОК ДЛЯ НАСАДНЫХ ФРЕЗ

Патроны изготовлены в соответствие с требованиями DIN 69882-2, согласно которым биение для диаметров 16-22-27-32-40 составляет 0,01.

БИЕНИЕ ПАТРОНОВ С КРЕПЛЕНИЕМ WELDON

Оправки соответствуют следующим требованиям DIN 69882-4:
Точность отверстия: H5
Биение: 0,005

БАЛАНСИРОВКА

Оправки данной категории предварительно сбалансированы по классу G6,3 при 8000 об/мин или 15000 об/мин.
Вы можете заказать более точную балансировку, чем указано в таблицах.

КОНСТРУКТИВНЫЕ ОСОБЕННОСТИ

- *Изготовлены из стали с последующей цементацией*
- *Цементация на глубину 0,4 - 0,5 мм*
- *Оправки подвергнуты закалке и отпуску*
- *Твердость 58+/-2 HRC, прочность 800-1000 Н/мм2*
- *Защитно-декоративное покрытие черного цвета*
- *Шлифованные внешние и внутренние диаметры, а также резьба гаек цанговых патронов.*
- *Каждая оправка испытана на сертифицированном оборудовании*

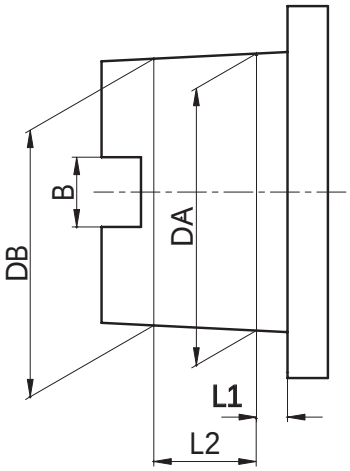

НОВЫЕ ВЫСОКОСКОРОСТНЫЕ СБАЛАНСИРОВАННЫЕ ОПРАВКИ

Новые высокоскоростные оправки сбалансированы до класса G 2,5 при 25000 об/мин.

КОНСТРУКТИВНЫЕ ОСОБЕННОСТИ ВЫСОКОСКОРОСТНЫХ ОПРАВОК

- *Изготовлены из стали с последующей цементацией*
- *Цементация на глубину 0,4 - 0,5 мм*
- *Оправки подвергнуты закалке и отпуску*
- *Твердость 58+/-2 HRC, прочность 800-1000 Н/мм2*
- *Защитно-декоративное покрытие черного цвета*
- *Шлифованные внутренняя и внешняя поверхности конуса*
- *Шлифованный торец и резьба под гайку в цанговых патронах*
- *Каждая оправка испытана и поставляется с сертификатом о балансировке*

MANDRINS KINTEK HSK

DONNEES TECHNIQUES

TOUS LES MANDRINS PORTE-OUTILS KINTEK SONT FABRIQUÉS SELON LES LES NORMES DIN
(QUI PRÉVOIENT LES MÊMES CLASSES DE TOLÉRANCE POUR LES ATTACHEMENT DIN69893 A+C, B+D, E, F)

TOLERANCE DU CONE

HSK	L1	L2	D.A.		D.B.		B (uniquement type A+C)
32 A+C	3,2	7,3	24	+0.005 +0.007	23,27	+0.003 +0.005	7.05 +/- 0.04
40 A+C+E	4	9,5	30	+0.005 +0.007	29,05	+0.003 +0.005	8.05 +/- 0.04
40 B+D	3,2	7,3	24	+0.005 +0.007	23,7	+0.003 +0.005	-
50 A+C+E	5	11	38	+0.006 +0.009	36,9	+0.003 +0.006	10.54 +/- 0.04
50 B+D+F	4	9,5	30	+0.005 +0.007	29,05	+0.003 +0.005	-
63 A+C+E	6,3	14.07	48	+0.007 +0.011	46,53	+0.003 +0.007	12.54 +/- 0.04
63 B+D+F	5	11	38	+0.006 +0.009	36,9	+0.003 +0.006	-
100 A+C	10	24	75	+0.009 +0.015	72,6	+0.003 +0.009	20.02 +/- 0.04
100 B+D	8	19	60	+0.008 +0.013	58,1	+0.003 +0.008	-

COAXIALITE' PORTE-PINCE

La norme DIN 69882-6 permet une erreur de 0,005 mm. Maximum pour les porte-pinces DIN 6499

COAXIALITE' PORTE-FRAISES FIXES ET COMBINES

Les porte-fraises fixes et combinés suivent les spécifications de la norme DIN 69882-2 qui prévoit pour les diamètres Ø 16,22,27,32 une coaxialité de 0,01

COAXIALITE' PORTE-FRAISES WELDON

Suivant les spécifications DIN 69882-4 les porte-fraises WELDON doivent suivre les conditions suivantes:
Trou: H5
Coaxialité: 0.005.

EQUILIBRAGE

La plupart des porte-outils sont pré-équilibrés en classe G 6,3 8000 Tr/Min -1. ou équilibrés à 15000 Tr/Min-1.
A côté du tableau de description et dimensions des produits il y a indiqué la valeur d'équilibrage additionnelle.

ELEMENTS DE CONSTRUCTION

- Produits en acier cémenté allié.
- Cémentés avec une profondeur 0,4 - 0,5 mm
- Trempés - Revenus
- Dureté HRC 58 +- 2 résistance 800-1000 N/ mm2
- Brunis
- Rectification du cône intérieur, extérieur et dans le filetage des écrous qui serrent la pince.
- Contrôlés à 100 % avec des instruments de mesure certifiés.

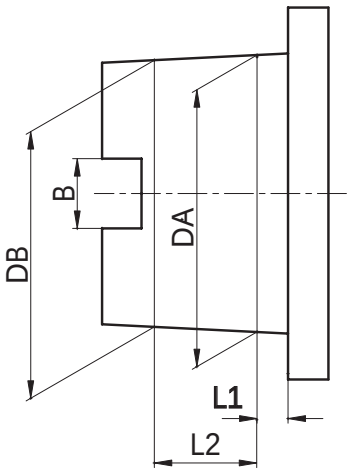

EQUILIBRAGE MANDRINES POUR HAUTE VITESSE

Les mandrins de la nouvelle ligne à haute vitesse
sont équilibrés en classe G 2,5 à 25000 Tr/mn-1.

ELEMENTS DE CONSTRUCTION

- Produits en acier cémenté allié.
- Cémentés avec une profondeur 0,4 - 0,5 mm
- Trempés - Revenus
- Dureté HRC 58 +- 2 résistance 800-1000 N/ mm2
- Brunis
- Finition de rectification intérieure, extérieure et du cône
- Rectification du cône intérieur et dans le filetage des écrous qui serrent la pince.
- Contrôlés à 100 % avec des instruments de mesure certifiés et livrés avec un certificat d'équilibrage.

MANDRINI KINTEK CON ATTACCO HSK

DATI TECNICI

TUTTI I MANDRINI PORTAUTENSILI KINTEK VENGONO PRODOTTI SECONDO LE NORMATIVE DIN (DETTE NORMATIVE PREVEDONO LE STESSE CLASSI DI TOLLERANZA PER GLI ATTACCHI DIN69893 A+C, B+D, E, F)

TOLLERANZA DEL CONO

HSK	L1	L2	D.A.		D.B.		B (only type A+C)
32 A+C	3,2	7,3	24	+0.005 +0.007	23,27	+0.003 +0.005	7.05 +/- 0.04
40 A+C+E	4	9,5	30	+0.005 +0.007	29,05	+0.003 +0.005	8.05 +/- 0.04
40 B+D	3,2	7,3	24	+0.005 +0.007	23,27	+0.003 +0.005	-
50 A+C+E	5	11	38	+0.006 +0.009	36,9	+0.003 +0.006	10.54 +/- 0.04
50 B+D+F	4	9,5	30	+0.005 +0.007	29,05	+0.003 +0.005	-
63 A+C+E	6,3	14,7	48	+0.007 +0.011	46,53	+0.003 +0.007	12.54 +/- 0.04
63 B+D+F	5	11	38	+0.006 +0.009	36,9	+0.003 +0.006	-
100 A+C	10	24	75	+0.009 +0.015	72,6	+0.003 +0.009	20.02 +/- 0.04
100 B+D	8	19	60	+0.008 +0.013	58,1	+0.003 +0.008	-

COASSIALITÀ PORTAPINZA

La normativa DIN 69882-6. ammette un'errore massimo di 0,005 mm. per i portapinze DIN 6499

COASSIALITÀ PORTAFRESE FISSI E COMBINATI

I portafrese fissi e combinati rispondono ai criteri prescritti dalla norma DIN 69882-2 la quale prevede per i Ø 16,22,27,32 una coassialita' di 0,01

COASSIALITÀ PORTAFRESE WELDON

Secondo la normativa DIN 69882-4 il portafrese WELDON deve rispondere ai seguenti requisiti:
Foro: H5
Coassialitá: 0.005.

EQUILIBRATURA

Tutti i nostri mandrini presenti in questa categoria sono prebilanciati in classe G6.3 a 8000 rpm min-1 o bilanciati a 15000 giri rpm min-1.
A fianco della tabella descrittiva e dimensionale dei prodotti viene elencato il grado di equilibratura aggiuntiva

DATI COSTRUTTIVI

- *Costruiti in acciaio da cementazione legato.*
- *Cementati con profondità 0,4 - 0,5 mm*
- *Temprati-rinvenuti*
- *Durezza HRC 58 +- 2 resistenza 800-1000 N/ mm2*
- *Bruniti*
- *Finitura di rettifica interna, esterna e nelle filettature delle ghiere chiudipinza*
- *Collaudati 100% con strumenti di misura certificati*

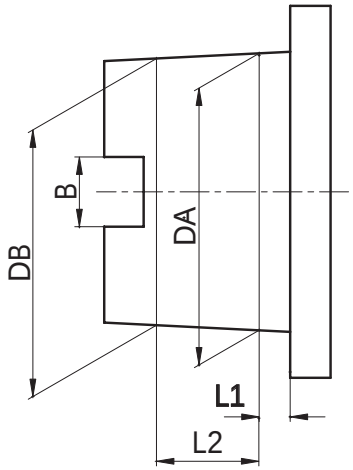

EQUILIBRATURA MANDRINI PER ALTA VELOCITA'

I mandrini presenti nella linea nuova ad alta velocità vengono bilanciati in classe G 2,5 a 25000 rpm min - 1.

DATI COSTRUTTIVI

- *Costruiti in acciaio da cementazione legato.*
- *Cementati con profondità 0,4 - 0,5 mm*
- *Temprati-rinvenuti*
- *Durezza HRC 58 +- 2 resistenza 800-1000 N/ mm2*
- *Bruniti*
- *Finitura di rettifica interna, esterna del cono*
- *Rettifica parte anteriore e nelle filettature delle ghiere chiudipinza*
- *Collaudati 100% con strumenti di misura certificati e forniti con certificato di bilanciatura.*

KINTEK 刀柄

技术参数

所有 *KINTEK* 刀柄均是根据 *DIN* 标准制造的。
(这些标准规定了与附件 *DIN69893 A+C, B+D, E, F* 相同级别的误差)。

锥体误差

HSK	L1	L2	D.A.		D.B.		B (only type A+C)
32 A+C	3,2	7,3	24	+0.005 +0.007	23,27	+0.003 +0.005	7.05 +/- 0.04
40 A+C+E	4	9,5	30	+0.005 +0.007	29,05	+0.003 +0.005	8.05 +/- 0.04
40 B+D	3,2	7,3	24	+0.005 +0.007	23,27	+0.003 +0.005	-
50 A+C+E	5	11	38	+0.006 +0.009	36,9	+0.003 +0.006	10.54 +/- 0.04
50 B+D+F	4	9,5	30	+0.005 +0.007	29,05	+0.003 +0.005	-
63 A+C+E	6,3	14,7	48	+0.007 +0.011	46,53	+0.003 +0.007	12.54 +/- 0.04
63 B+D+F	5	11	38	+0.006 +0.009	36,9	+0.003 +0.006	-
100 A+C	10	24	75	+0.009 +0.015	72,6	+0.003 +0.009	20.02 +/- 0.04
100 B+D	8	19	60	+0.008 +0.013	58,1	+0.003 +0.008	-

弹簧夹头的径向跳动精度

DIN69882-6 标准允许 *DIN 6499* 弹簧夹头的径向跳动误差为 *0,005* 毫米。

平面铣接头的径向跳动精度

我公司的平面铣接头满足 *DIN 69882-2* 标准要求，该标准规定了直径为 *16*，*22*，*27*，*32* 的径向跳动精度为 *0, 01*。

威尔登端铣刀夹具的径向跳动精度

根据 *DIN 69882-4* 标准规定，威尔登端铣夹具必须要达到下列要求：
孔：*H5*
径向跳动精度：*0.005.*

平衡

我公司生产的所有这一类的刀柄，预先测试平衡都达到了 *G6.3* 级的 *8000* 转/分钟，或平衡为 *15000* 转/分钟。除了产品的描述和尺寸表格以外，还可找到平衡等级。

结构特点

- 用表面硬化钢材制造。
- 硬化深度达 *0,4 - 0,5* 毫米。
- 经过硬化及回火处理。
- 硬度达 *HRC 58+-2*，强度达 *800-1000 N* / 平方毫米。
- 黑色氧化
- 夹头的螺母的螺纹和内部及外部直径表面均经过打磨处理。
- *100%* 用经过认证的测量仪器检测过。

新型高速刀柄平衡

新型高速刀柄以 *2, 5* 级，*25000* 转/分钟来平衡。

结构特点

- 用表面硬化钢材制造。
- 硬化深度达 *0,4 - 0,5* 毫米。
- 经过硬化及回火处理。
- 硬度达 *HRC 58+-2*，强度达 *800-1000 N*/平方毫米。
- 黑色氧化。
- 锥体内部及外部表面进行打磨处理。
- 夹头螺母的螺纹正面和上面经过打磨处理。
- *100%* 使用经过认证的测量仪器检测，提供平衡证书。

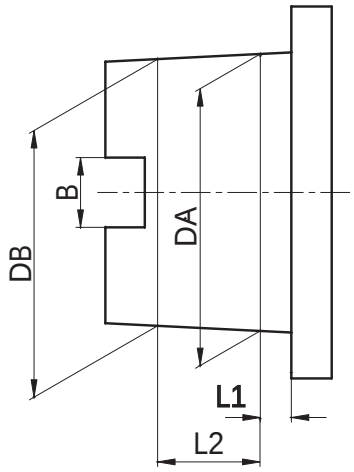

SPANNZANGENFUTTER ER TYP
ER COLLET CHUCK
ЦАНГОВЫЕ ПАТРОНЫ ER

MANDRINS A PINCES TYPE ER
MANDRINI PORTAPINZA TIPO ER
ER 弹簧夹头

DIN 6499

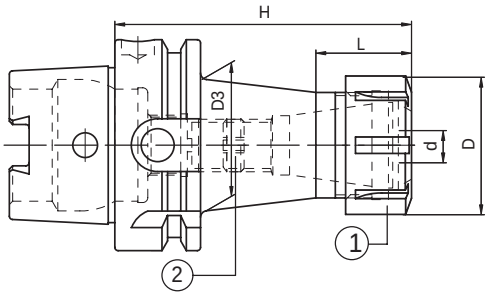

HSK	Code N.	Description	H	d	D	ER	L	D3	G2,5 25000
63	214-91701	HSK63AH90ER16M	90	0,5÷10	22	16M	-	-	•
63	214-91729	HSK63AH100ER20	100	1÷13	35	20	37	34	•
63	214-91702	HSK63AH100ER25	100	1÷16	42	25	37	40	•
63	214-91703	HSK63AH100ER32	100	2÷20	50	32	-	-	•
63	214-91704	HSK63AH120ER40	120	3÷30	63	40	-	-	•
63	214-91708	HSK63AH160ER16M	160	0,5÷10	22	16M	57	35	•
63	214-91730	HSK63AH160ER20	160	1÷13	35	20	60	38	•
63	214-91709	HSK63AH160ER25M	160	1÷16	35	25M	68	46	•
63	214-91710	HSK63AH160ER32	160	2÷20	50	32	-	-	•
63	214-91711	HSK63AH160ER40	160	3÷30	63	40	-	-	•

pag. 158


pag. 158

High balanced

Ersatzteile • *Spare parts* • Pièces détachées • *Componenti* • *Запасные части* • 零件

ER	Nut	Stop screw
	1	2
16M	812-203013	811-303119
25M	812-203015	811-303121
20	812-203078	811-303120
25	812-203070	811-303121
32	812-203071	811-303118
40	812-203072	811-303122

SPANNZANGENFUTTER ER MINI TYP
ER MINI COLLET CHUCK
ЦАНГОВЫЕ МИНИ-ПАТРОНЫ ER

MANDRINS A PINCES TYPE ER MINI
MANDRINI PORTAPINZA TIPO ER MINI EXTRA SOTTILI
微型 ER 弹簧夹头

DIN 6499

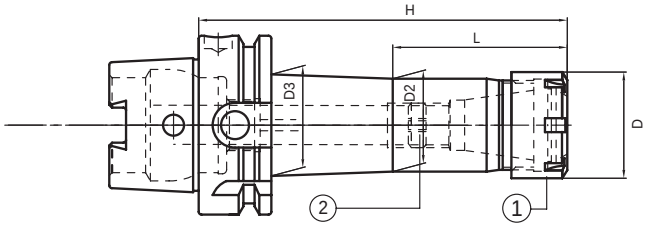

HSK	Code N.	Description	ER	D	H	L	D2	D3	G2,5 RPM 25000
40	214-91723	HSK40AH70ER11M	11M	16	70	20	14	19	•
40	214-91724	HSK40AH100ER11M	11M	16	100	40	14	20	•
40	214-91725	HSK40AH160ER11M	11M	16	160	50	14	26	•
63	214-91715	HSK63AH100ER11M	11M	16	100	40	14	20	•
63	214-91720	HSK63AH100ER16M	16M	22	100	42	20	25	•
63	214-91726	HSK63AH100ER20M	20M	28	100	48	26	30	•
63	214-91717	HSK63AH100ER25M	25M	35	100	-	33	-	•
63	214-91716	HSK63AH160ER11M	11M	16	160	50	14	28	•
63	214-91721	HSK63AH160ER16M	16M	22	160	97	20	26	•
63	214-91727	HSK63AH160ER20M	20M	28	160	98	26	31	•
63	214-91722	HSK63AH160ER25M	25M	35	160	103	33	35	•
100	214-91718	HSK100AH100ER16M	16M	22	100	47	22	26	•
100	214-91719	HSK100AH160ER25M	25M	35	160	95	35	42	•

pag. 156

Slim line

High balanced

Ersatzteile • *Spare parts* • Pièces détachées • *Componenti* • *Запасные части* • 零件

ER	Nut	Stop screw
	1	2
11M	812-203012	811-303081
16M	812-203013	811-303119
25M	812-203015	811-303121

SPANNZANGENFUTTER ER TYP
ER COLLET CHUCKS
ЦАНГОВЫЕ ПАТРОНЫ ER

MANDRINS A PINCES TYPE ER
MANDRINI PORTAPINZA TIPO ER
ER 弹簧夹头

DIN 6499

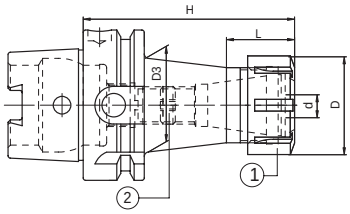

	HSK	Code N.	Description	H	d	D	ER	L	D3	G6,3 15000 RPM
STANDARD	32	214-31740	HSK32AH65ER16M	65	0,5÷10	22	16M	-	-	●
	32	214-31742	HSK32AH90ER16M	90	0,5÷10	22	16M	-	-	●
	32	214-31741	HSK32AH70ER25M	70	1÷16	35	25M	-	-	●
	40	214-31745	HSK40AH60ER16M	60	0,5÷10	22	16M	-	-	●
	40	214-31722	HSK40AH70ER16M	70	0,5÷10	22	16M	-	-	●
	40	214-31732	HSK40AH120ER16M	120	0,5÷10	22	16M	47	29	●
	40	214-31733	HSK40AH120ER25M	120	1÷16	35	25M	-	-	●
	40	214-31746	HSK40AH65ER25	65	1÷16	42	25	-	-	●
	40	214-31702	HSK40AH80ER25	80	1÷16	42	25	-	-	●
	40	214-31747	HSK40AH65ER32	65	1÷20	50	32	-	-	●
	40	214-31703	HSK40AH100ER32	100	1÷20	50	32	-	-	●
	50	214-31723	HSK50AH80ER16M	80	0,5÷10	22	16M	-	-	●
	50	214-31705	HSK50AH95ER25	95	1÷16	42	25	-	-	●
	50	214-31706	HSK50AH100ER32	100	2÷20	50	32	-	-	●
	63	214-31724	HSK63AH90ER16M	90	0,5÷10	22	16M	-	-	●
	63	264-31736	HSK63AH75ER16	75	0,5÷10	32	16	-	-	●
	63	264-31741	HSK63AH100ER16	100	0,5÷10	32	16	37	31	●
	63	264-31737	HSK63AH75ER20	75	1÷13	35	20	-	-	●
	63	264-31742	HSK63AH100ER20	100	1÷13	35	20	37	34	●
	63	264-31738	HSK63AH75ER25	75	1÷16	42	25	-	-	●
	63	214-31707	HSK63AH100ER25	100	1÷16	42	25	37	40	●
	63	264-31739	HSK63AH75ER32	75	2÷20	50	32	-	-	●
	63	214-31708	HSK63AH100ER32	100	2÷20	50	32	-	-	●
	63	264-31740	HSK63AH80ER40	80	3÷30	63	40	-	-	●
	63	214-31709	HSK63AH120ER40	120	3÷30	63	40	-	-	●
	100	214-31777	HSK100AH100ER25	100	1÷16	42	25	37	40	●
	100	214-31725	HSK100AH100ER32	100	2÷20	50	32	38	48	●
	100	214-31731	HSK100AH120ER40	120	3÷30	63	40	37	60	●

SPANNZANGENFUTTER ER TYP
ER COLLET CHUCKS
ЦАНГОВЫЕ ПАТРОНЫ ER

MANDRINS A PINCES TYPE ER
MANDRINI PORTAPINZA TIPO ER
ER 弹簧夹头

DIN 6499

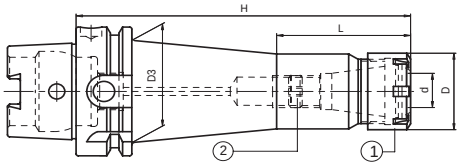

	HSK	Code N.	Description	H	d	D	ER	L	D3	G6,3 15000 RPM
EXTENDED	50	214-31734	HSK50AH150ER16M	150	0,5÷10	22	16M	57	33	•
	63	214-31736	HSK63AH160ER16M	160	0,5÷10	22	16M	57	35	•
	63	214-31737	HSK63AH160ER25M	160	1÷16	35	25M	68	46	•
	63	264-31731	HSK63AH160ER16	160	0,5÷10	32	16	57	35	•
	63	264-31732	HSK63AH160ER20	160	1÷13	35	20	60	38	•
	63	264-31743	HSK63AH160ER25	160	1÷16	42	25	37	42	•
	63	214-31720	HSK63AH160ER32	160	2÷20	50	32	-	-	•
	63	214-31721	HSK63AH160ER40	160	3÷30	63	40	-	-	•
	100	214-31772	HSK100AH160ER16M	160	0,5÷10	22	16M	57	35	•
	100	214-31773	HSK100AH160ER25M	160	1÷16	35	25M	68	46	•
	100	214-31752	HSK100AH160ER25	160	1÷16	42	25	37	45	•
	100	214-31738	HSK100AH160ER32	160	2÷20	50	32	38	53	•
	100	214-31739	HSK100AH160ER40	160	3÷30	63	40	40	63	•

Ersatzteile • *Spare parts* • Pièces détachées • *Componenti* • *Запасные части* • 零件

ER	Nut	Stop screw
	1	2
16M	812-203013	811-303119
25M	812-203015	811-303121
16	812-203005	811-303119
20	812-203006	811-303120
25	812-203001	811-303121
32	812-203002	811-303118
40	812-203003	811-303122

Zubehör
Accessories
Accessoires
Accessori
Принадлежности
零件

pag. 149

pag. 157

pag. 157

pag. 252

pag. 149

pag. 156

KRAFTSPANNFUTTER MANDRINS A FORT SERRAGE
MILLING CHUCK MANDRINI FORTE SERRAGGIO
УСИЛЕННЫЕ ОПРАВКИ 铣夹头

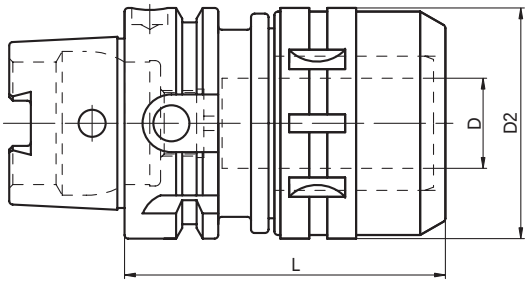

HSK	Code N.	Description	D	D2	L	G6,3 12000
40	214-01703	HSK40AH100C20	20	54	100	•
50	214-01704	HSK50AH107C20	20	54	107	•
63	214-01701	HSK63AH107C20	20	54	107	•
63	214-01702	HSK63AH120C32	32	72	120	•
100	214-01705	HSK100AH110C20	20	54	110	•
100	214-01706	HSK100AH123C32	32	72	123	•

INKLUSIVE SPANNSCHLÜSSEL • *SUPPLIED WITH WRENCH* • ПОСТАВЛЯЕТСЯ С КЛЮЧОМ
CLÉ INCLUSE • FORNITI CON CHIAVE INCLUSA • 供货时提供扳手

Zubehör
Accessories
Accessoires
Accessori
Принадлежности
零件

pag. 155

pag. 253

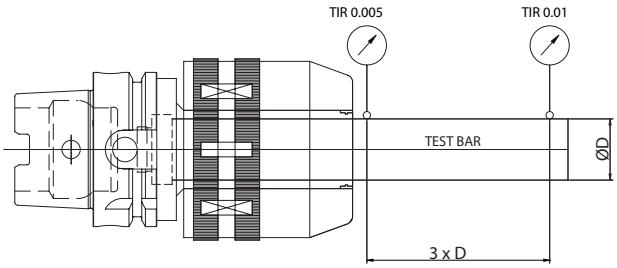

Milling chuck (diameter)	Specification (DIN)	Run-out (3xD)	Clamping torque
C20	DIN 69893 A HSK40A HSK50A HSK63A HSK100A	0~0,01	980M.m (100 Kgf.m)
C32			3430M.m (350 Kgf.m)

HYDRO-DEHNSPANNFUTTER FÜR WERKZEUGE MIT ZYLINDERSCHAFT
HYDRO-EXPANSION CHUCKS FOR TOOLS WITH CYLINDRICAL SHANK
ГИДРАВЛИЧЕСКИЕ ПАТРОНЫ ДЛЯ ИНСТРУМЕНТА С ЦИЛИНДРИЧЕСКИМ ХВОСТОВИКОМ
MANDRINS HYDRO-EXPANSIBLES POUR OUTILS A QUEUE CYLINDRIQUE
MANDRINI IDRAULICI PER UTENSILI ATTACCO CILINDRICO
适用圆柱刀柄的液压膨胀夹头

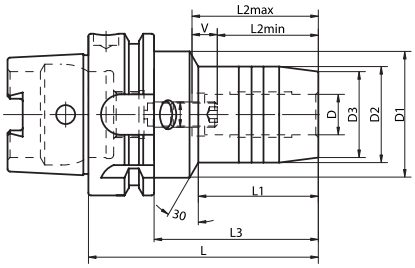

Code N.	Description	HSK	D	D1	D2	L	L1	L2 min	L2 max	V	M	G2,5 25.000
252-11737	HSK63A-HC6-70	63	6	50	26	70	24	27	37	10	M5*0.8	•
252-11738	HSK63A-HC8-70	63	8	50	28	70	24	27	37	10	M6*1.0	•
252-11739	HSK63A-HC10-80	63	10	50	30	80	32	31	41	10	M8*1.0	•
252-11740	HSK63A-HC12-85	63	12	50	32	85	40	36	46	10	M10*1.0	•
252-11742	HSK63A-HC16-90	63	16	50	38	90	46	39	49	10	M12*1.0	•
252-11744	HSK63A-HC20-90	63	20	50	42	90	48	41	51	10	M16*1.0	•
252-11745	HSK63A-HC25-120	63	25	53	57	120	63	47	57	10	M16*1.0	•
252-11746	HSK63A-HC32-125	63	32	59	63	125	61	51	61	10	M16*1.0	•

Nur für Werkzeuge mit Zylinderschaft (DIN 1835A) geeignet.
Fräser mit Whistle-Notch-Aufnahme nicht spannen.
Den Verschluss der Aufnahme ohne das Werkzeug im Loch vermeiden

Suitable only for clamping the tools with cylindrical shank DIN 1835A.
Do not clamp end mills with shank whistle-notch (DIN 1835E).
Do not carry out clamping action without the tool.

Подходит только для инструмента с цилиндрическим хвостовиком DIN 1835A.
Не используйте концевые фрезы с хвостовиком Whistle Notch (DIN 1835E).
Не производите действие зажима без инструмента.

Appropriés seulement pour outils avec queue cylindrique DIN 1835A.
Ne pas serrer les fraises avec attachement whistle-notch (DIN 1835E).
Eviter le serrage du mandrin sans l'outils dans le trou.

Adatti solo per utensili con gambo cilindrico DIN 1835A.
Non bloccare le frese con attacco whistle-notch (DIN 1835E).
Evitare la chiusura del mandrino, senza l'utensile nel foro.

仅适用于夹持DIN1835带圆柱柄的工具。
不能夹持DIN1835E 侧固式刀柄的铣刀。
不能在没有工具的情况下做夹紧动作。

High quality

HYDRO-DEHNSPANNFUTTER FÜR FRÄSEN DIN 69893-A
HYDRO CHUCKS SUITABLE FOR MILLING, DIN 69893-A
ГИДРОПЛАСТОВЫЙ ПАТРОН ДЛЯ ФРЕЗ ПО DIN69893-A

MANDRINS HYDRO-EXPANSIBLES POUR FRAISAGE DIN 69893-A
MANDRINI IDRAULICI ADATTI PER FRESATURA DIN 69893-A
液压铣夹头，DIN 69893-A

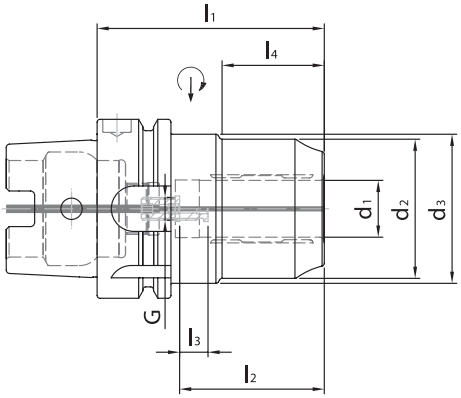

Code N.	Description	ISO	D1	D2	D3	L1	L2	L3	L4	G	G2,5 25000
252-11778	HSK63A-HC12-52,5	63	12	42	52,5	80	46	10	34	M8x1	•
252-11779	HSK63A-HC20-52,5	63	20	49	52,5	80	51	10	36	M8x1	•

HYDRO-DEHNSPANNFUTTER FÜR FRÄSEN DIN 69893-A
HYDRO CHUCKS SUITABLE FOR MILLING, DIN 69893-A
ГИДРОПЛАСТОВЫЙ ПАТРОН ДЛЯ ФРЕЗ ПО DIN69893-A

MANDRINS HYDRO-EXPANSIBLES POUR FRAISAGE DIN 69893-A
MANDRINI IDRAULICI ADATTI PER FRESATURA DIN 69893-A
液压铣夹头，DIN 69893-A

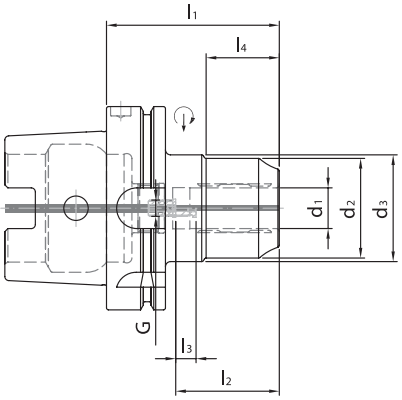

Code N.	Description	ISO	D1	D2	D3	L1	L2	L3	L4	G	G2,5 25000
252-11790	HSK100A-HC12-85	100	12	42	52,5	85	46	10	34	M8x1	•
252-11791	HSK100A-HC20-85	100	20	49	52,5	85	51	10	36	M8x1	•
252-11792	HSK100A-HC32-100	100	32	70	75	100	61	10	51	M8x1	•

SPANFUTTER FÜR EINCHRAUBFRÄSER
MILLING CUTTER ARBORS FOR SCREW-ON TYPE MILLING CUTTERS
ОПРАВКИ ДЛЯ ФРЕЗЕРНЫХ ГОЛОВОК
MANDRINS POUR FRAISES A VISSER
MANDRINI PER FRESE CON ATTACCO FILETTATO
螺纹连接铣刀的铣刀杆

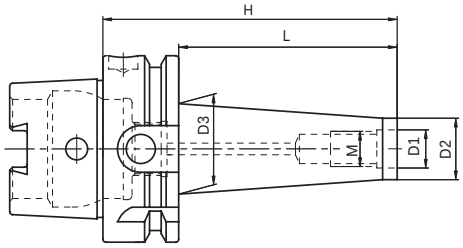

HSK	Code N.	Description	M	D1	D2	D3	H	L	G2,5 25000
63	217-81779	HSK63AH76M8	M8	8.5	13	23	76	50	•
63	217-81790	HSK63AH76M10	M10	10.5	18	23	76	50	•
63	217-81782	HSK63AH101M10	M10	10.5	18	28	101	75	•
63	217-81783	HSK63AH126M10	M10	10.5	18	32	126	100	•
63	217-81784	HSK63AH76M12	M12	12.5	21	24	76	50	•
63	217-81785	HSK63AH101M12	M12	12.5	21	31	101	75	•
63	217-81786	HSK63AH126M12	M12	12.5	21	33	126	100	•
63	217-81787	HSK63AH76M16	M16	17	29	34	76	50	•
63	217-81788	HSK63AH101M16	M16	17	29	34	101	75	•
63	217-81789	HSK63AH126M16	M16	17	29	36	126	100	•

High balanced

VERLÄNGERUNG FÜR EINSCHRAUBFRÄSER
EXTENSION FOR SCREW IN TYPE MILLS
КОРПУСА ДЛЯ ФРЕЗЕРНЫХ ГОЛОВОК

RALLONGES POUR FRAISES à VISSER
PROLUNGHE PER FRESE CON ATTACCO FILETTATO
螺纹型铣刀加长杆

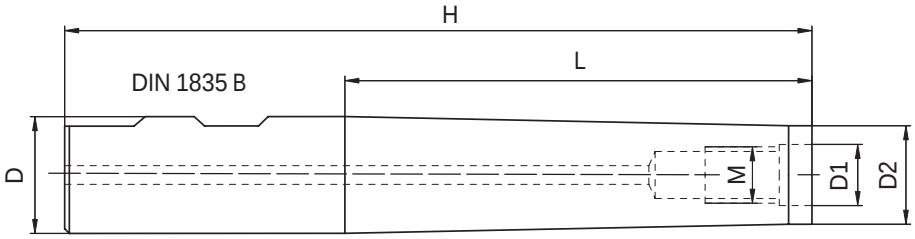

Code N.	Description	D	M	D1	D2	H	L
217-85201	D16H115M8	16	M8	8.5	12.8	115	60
217-85202	D16H160M8	16	M8	8.5	12.8	160	100
217-85203	D20H120M10	20	M10	10.5	17.8	120	60
217-85204	D20H160M10	20	M10	10.5	17.8	160	100
217-85205	D25H160M12	25	M12	12.5	20.8	160	100
217-85206	D32H160M16	32	M16	17	28.8	160	100

VERLÄNGERUNG FÜR EINSCHRAUBFRÄSER
EXTENSION FOR SCREW IN END MILLS
УДЛИНИТЕЛИ ДЛЯ ФРЕЗЕРНЫХ ГОЛОВОК

RALLONGES POUR FRAISES FILETEES
PROLUNGHE PER FRESE FILETTATE
螺纹型端铣刀加长杆

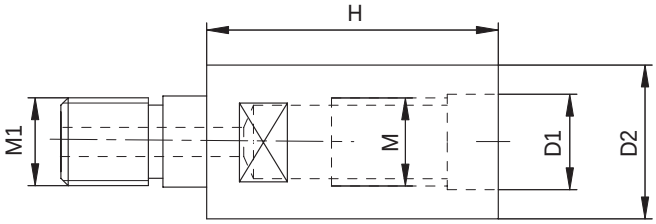

Code N.	Description	M	M1	D1	D2	H
217-85709	M8H30M8	M8	M8	8.5	12.8	30
217-85710	M10H35M10	M10	M10	10.5	17.8	35
217-85711	M12H40M12	M12	M12	12.5	20.8	40
217-85712	M16H40M16	M16	M16	17	28.8	40

ZYLINDERSCHAFTAUFNAHME WELDON
END MILL HOLDERS WELDON
ОПРАВКИ С КРЕПЛЕНИЕМ WELDON

MANDRINS POUR OUTILS TYPE WELDON
MANDRINI PORTAFRESE TIPO WELDON
威尔登端铣夹具

DIN 1835/B

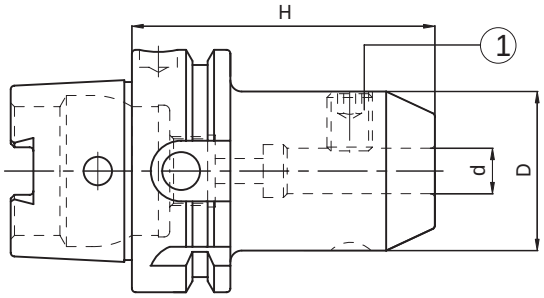

Code N.	Description	H	d	D	G2,5 25000 RPM
213-91701	HSK63AH65WE06	65	6	25	•
213-91702	HSK63AH65WE08	65	8	28	•
213-91703	HSK63AH65WE10	65	10	35	•
213-91704	HSK63AH80WE12	80	12	42	•
213-91705	HSK63AH80WE14	80	14	44	•
213-91706	HSK63AH80WE16	80	16	48	•
213-91707	HSK63AH80WE18	80	18	50	•
213-91708	HSK63AH80WE20	80	20	52	•
213-91709	HSK63AH110WE25	110	25	65	•
213-91710	HSK63AH110WE32	110	32	72	•

High balanced

Ersatzteile • *Spare parts* • Pièces détachées • *Componenti* • *Запасные части* • 零件

d	Locking screw	Quantity
	1	
6	811-106001	1
8	811-106002	1
10	811-106004	1
12;14	811-106005	1
16;18	811-106006	1
20	811-106007	1
25	811-106008	2
32	811-106009	2

ZYLINDERSCHAFTAUFNAHME WELDON LANG
END MILL HOLDERS WELDON LONG
ОПРАВКИ С КРЕПЛЕНИЕМ WELDON. УДЛИНЕННОЕ ИСПОЛНЕНИЕ.
MANDRINS POUR OUTILS TYPE WELDON, SERIE LONGUE
MANDRINI PORTAFRESE TIPO WELDON, PROLUNGATI
加长威尔登端铣夹具

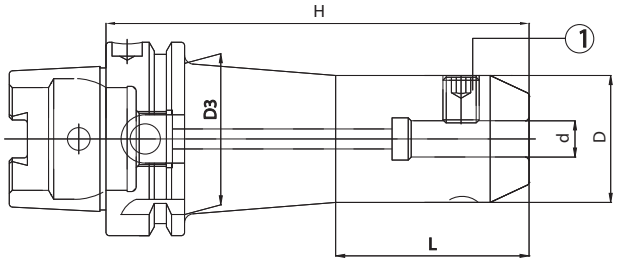

	Code N.	Description	H	d	D	D3	L	G2,5 25000 RPM
H 100	213-91722	HSK63AH100WE06	100	6	18	26	50	•
	213-91723	HSK63AH100WE08	100	8	22	30	50	•
	213-91724	HSK63AH100WE10	100	10	30	-	-	•
	213-91725	HSK63AH100WE12	100	12	34	-	-	•
	213-91726	HSK63AH100WE14	100	14	36	-	-	•
	213-91727	HSK63AH100WE16	100	16	42	-	-	•
	213-91728	HSK63AH100WE18	100	18	44	-	-	•
	213-91729	HSK63AH100WE20	100	20	45	-	-	•

High balanced

Ersatzteile • *Spare parts* • Pièces détachées • *Componenti* • *Запасные части* • 零件

d	Locking screw	Quantity
	1	
6	811-106015	1
8	811-106036	1
10	811-106003	1
12;14	811-106013	1
16;18	811-106027	1
20	811-106032	1
25	811-106014	2

ZYLINDERSCHAFTAUFNAHME WELDON
END MILL HOLDERS WELDON
ОПРАВКИ С КРЕПЛЕНИЕМ WELDON

MANDRINS POUR OUTILS TYPE WELDON
MANDRINI PORTAFRESE TIPO WELDON
威尔登端铣夹具

DIN 1835/B

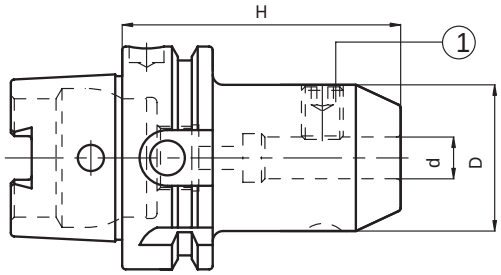

HSK	Code N.	Description	H	d	D	G6,3 15000 RPM
40	213-11701	HSK40AH60WE06	60	6	25	•
40	213-11702	HSK40AH60WE08	60	8	28	•
40	213-11703	HSK40AH65WE10	65	10	35	•
40	213-11704	HSK40AH70WE12	70	12	42	•
40	213-11706	HSK40AH80WE16	80	16	48	•
40	213-11736	HSK40AH80WE20	80	20	52	•
50	213-11712	HSK50AH80WE16	80	16	48	•
50	213-11714	HSK50AH80WE20	80	20	52	•
50	213-11737	HSK50AH105WE25	105	25	65	•
50	263-11732	HSK50AH120WE32	120	32	72	•

Ersatzteile • *Spare parts* • Pièces détachées • *Componenti* • *Запасные части* • 零件

d	Locking screw	Quantity
	1	
6	811-106001	1
8	811-106002	1
10	811-106004	1
12;14	811-106005	1
16;18	811-106006	1
20	811-106007	1
25	811-106008	2
32;40	811-106009	2

ZYLINDERSCHAFTAUFNAHME WELDON
END MILL HOLDERS WELDON
ОПРАВКИ С КРЕПЛЕНИЕМ WELDON

MANDRINS POUR OUTILS TYPE WELDON
MANDRINI PORTAFRESE TIPO WELDON
威尔登端铣夹具

DIN 1835/B

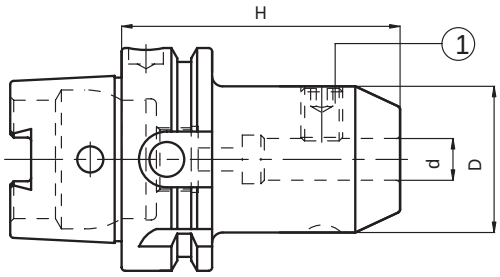

HSK	Code N.	Description	H	d	D	G6,3 15000 RPM
63	213-11715	HSK63AH65WE06	65	6	25	•
63	213-11716	HSK63AH65WE08	65	8	28	•
63	213-11717	HSK63AH65WE10	65	10	35	•
63	213-11718	HSK63AH80WE12	80	12	42	•
63	213-11719	HSK63AH80WE14	80	14	44	•
63	213-11720	HSK63AH80WE16	80	16	48	•
63	213-11721	HSK63AH80WE18	80	18	50	•
63	213-11722	HSK63AH80WE20	80	20	52	•
63	213-11723	HSK63AH110WE25	110	25	65	•
63	213-11724	HSK63AH110WE32	110	32	72	•
63	263-11780	HSK63AH120WE40	120	40	80	•
100	213-11738	HSK100AH90WE06	90	6	25	•
100	213-11739	HSK100AH90WE08	90	8	28	•
100	213-11740	HSK100AH90WE10	90	10	35	•
100	213-11741	HSK100AH100WE12	100	12	42	•
100	213-11742	HSK100AH100WE14	100	14	44	•
100	213-11743	HSK100AH100WE16	100	16	48	•
100	213-11744	HSK100AH100WE18	100	18	50	•
100	213-11745	HSK100AH110WE20	110	20	52	•
100	213-11746	HSK100AH120WE25	120	25	65	•
100	213-11747	HSK100AH120WE32	120	32	72	•
100	213-11748	HSK100AH120WE40	120	40	80	•
100	263-11733	HSK100AH130WE50	130	50	100	•

Ersatzteile • *Spare parts* • Pièces détachées • *Componenti* • *Запасные части* • 零件

d	Locking screw	Quantity
	1	
6	811-106001	1
8	811-106002	1
10	811-106004	1
12;14	811-106005	1
16;18	811-106006	1
20	811-106007	1
25	811-106008	2
32;40	811-106009	2
50	811-106011	2

ZYLINDERSCHAFTAUFNAHME WELDON LANG
END MILL HOLDERS WELDON LONG
ОПРАВКИ С КРЕПЛЕНИЕМ WELDON. УДЛИНЕННОЕ ИСПОЛНЕНИЕ.

MANDRINS POUR OUTILS TYPE WELDON, SERIE LONGUE
MANDRINI PORTAFRESE TIPO WELDON, PROLUNGATI
加长威尔登端铣夹具

DIN 6388

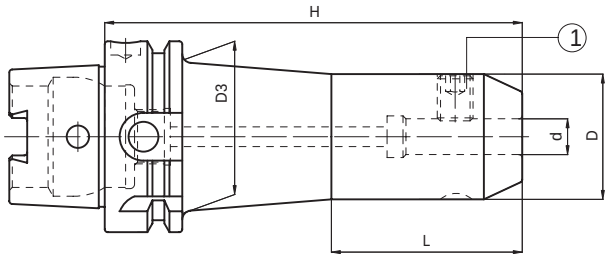

HSK	Code N.	Description	H	d	D	L	D3	G6,3 15000 RPM
40	263-11737	HSK40AH100WE06	100	6	18	50	24	•
40	263-11738	HSK40AH100WE08	100	8	22	50	28	•
40	263-11739	HSK40AH100WE10	100	10	30	-	-	•
40	263-11740	HSK40AH100WE12	100	12	34	-	-	•
63	263-11757	HSK63AH100WE06	100	6	18	50	26	•
63	263-11758	HSK63AH100WE08	100	8	22	50	30	•
63	263-11759	HSK63AH100WE10	100	10	30	-	-	•
63	263-11760	HSK63AH100WE12	100	12	34	-	-	•
63	263-11762	HSK63AH100WE16	100	16	42	-	-	•
63	263-11764	HSK63AH100WE20	100	20	45	-	-	•
63	263-11765	HSK63AH160WE06	160	6	18	50	34	•
63	263-11766	HSK63AH160WE08	160	8	22	50	38	•
63	263-11767	HSK63AH160WE10	160	10	30	65	46	•
63	263-11768	HSK63AH160WE12	160	12	34	70	50	•
63	263-11770	HSK63AH160WE16	160	16	42	70	50	•
63	263-11772	HSK63AH160WE20	160	20	45	70	53	•
100	213-11781	HSK100AH160WE06	160	6	18	50	46	•
100	213-11782	HSK100AH160WE08	160	8	22	50	50	•
100	213-11783	HSK100AH160WE10	160	10	30	65	48	•
100	213-11784	HSK100AH160WE12	160	12	34	70	51	•
100	263-11773	HSK100AH160WE14	160	14	36	70	50	•
100	213-11785	HSK100AH160WE16	160	16	42	70	59	•
100	263-11774	HSK100AH160WE18	160	18	44	70	58	•
100	213-11786	HSK100AH160WE20	160	20	45	70	55	•
100	263-11775	HSK100AH160WE25	160	25	55	80	66	•

Ersatzteile • *Spare parts* • Pièces détachées • *Componenti* • *Запасные части* • 零件

d	Locking screw	Quantity
	1	
6	811-106015	1
8	811-106036	1
10	811-106003	1
12;14	811-106013	1
16;18	811-106027	1
20	811-106032	1
HSK63/25	811-106014	2
HSK100/25	811-106042	2

ZYLINDERSCHAFTAUFNAHME WELDON MIT SPRITZDÜSE
END MILL HOLDERS WELDON
WHIT COOLANT NOOSE FRONT FACE
ОПРАВКИ С КРЕПЛЕНИЕМ WELDON И ОТВЕРСТИЯМИ ДЛЯ СОЖ НА ТОРЦЕ

MANDRINS POUR OUTILS TYPE WELDON AVEC BUSE D'ARROSAGE
MANDRINI PORTAFRESE TIPO WELDON CON SFERE DI LUBRIFICAZIONE
威尔登端铣夹具，正面配备冷却剂套索

DIN 1835 B

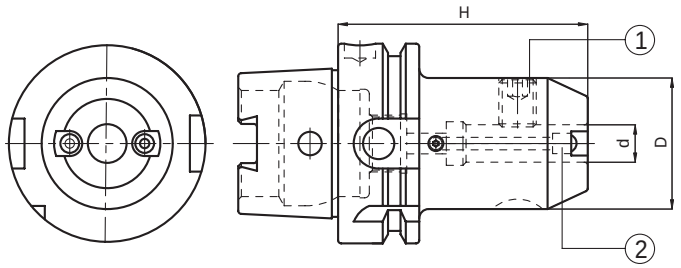

HSK	Code N.	Description	H	d	D	G6,3 8000 RPM
63	263-11721	HSK63AH65WE06-CNFF	65	6	25	●
63	263-11722	HSK63AH65WE08-CNFF	65	8	28	●
63	263-11723	HSK63AH65WE10-CNFF	65	10	35	●
63	263-11724	HSK63AH80WE12-CNFF	80	12	42	●
63	263-11726	HSK63AH80WE16-CNFF	80	16	48	●
63	263-11728	HSK63AH80WE20-CNFF	80	20	52	●
63	263-11729	HSK63AH110WE25-CNFF	110	25	65	●
63	263-11730	HSK63AH110WE32-CNFF	110	32	72	●

d	Locking screw	Quantity	Coolant noose	M
	1		2	
6	811-106001	1	PWZ1005D6x4.5	D2.5
8	811-106002	1	PWZ1005D6x4.5	D2.5
10	811-106004	1	PWZ1005D6x4.5	D2.5
12;14	811-106005	1	PWZ1005D6x4.5	D2.5
16;18	811-106006	1	PWZ1008D10x7	M4
20	811-106007	1	PWZ1008D10x7	M4
25	811-106008	2	PWZ1012D12x8	M5
32;40	811-106009	2	PWZ1012D12x8	M5
50	811-106011	2	PWZ1012D12x8	M5

Возможность центрального и бокового охлаждения

Благодаря двум боковым отверстиям, эта система позволяет направлять СОЖ к месту крепления режущего инструмента. Если закрепить два винта в отверстиях фланца, СОЖ подается через центр.

Con possibilità di refrigerazione sia centrale che laterale.

Questo tipo di sistema grazie ai due fori laterali, permette, mediante le due sfere di dirigere il getto del refrigerante nel punto di contatto dell'utensile. Inoltre, con l'applicazione di due grani sulle sfere si ottiene la lubrificazione attraverso il centro.

Ausführung mit Kühlmittelzufuhr zentral und an dem Bund.

Durch die seitlichen Bohrungen und die Kühlmitteldüsen ermöglicht dieses System das Kühlmittel direkt an den Kontaktpunkt des Werkzeuges zu leiten.
Außerdem erfolgt Zentral-Kühlmittelzufuhr, wenn zwei Schrauben die Bohrungen verschliessen.

With central and lateral cooling possibility.

This type of system, thanks to two lateral holes, permits to direct the cooling jet trough the two balls to the connection point of the tool.
Besides, with the application of two screws on the balls, you can have the lubrification trough the centre.

Avec possibilité d'arrosage soit central, soit latéral.

Ce système, avec les trous latéraux, permet, avec les deux billes d'arrosage de diriger le liquide sur le point de contact de l'outil.
De plus, il est possible d'avoir l'arrosage au centre en bouchant avec des vis les trous des billes.

具备中央冷却和侧面冷却能力。

这种类型的系统，由于配备两个侧孔，可将冷却喷嘴通过两个球直接接至工具的连接点处。

此外，通过在球头上使用两个螺丝，可以从中心来进行润滑。

ZYLINDERSCHAFTAUFNAHME WHISTLE NOTCH
END MILL HOLDERS WHISTLE NOTCH
ОПРАВКИ С КРЕПЛЕНИЕМ WHISTLE NOTCH

MANDRINS POUR OUTILS TYPE WHISTLE NOTCH
MANDRINI PORTAFRESE TIPO WHISTLE NOTCH
侧固式端铣夹具

DIN 1835 E

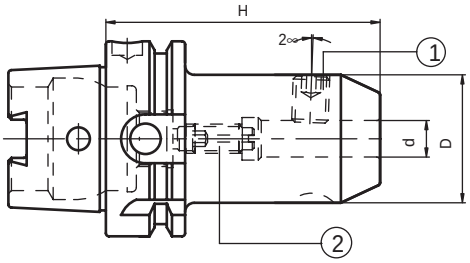

HSK	Code N.	Description	H	d	D	G6,3 15000 RPM
63	213-31715	HSK63AH80WN06	80	6	25	•
63	213-31716	HSK63AH80WN08	80	8	28	•
63	213-31717	HSK63AH80WN10	80	10	35	•
63	213-31718	HSK63AH90WN12	90	12	42	•
63	213-31720	HSK63AH100WN16	100	16	48	•
63	213-31722	HSK63AH100WN20	100	20	52	•
63	213-31723	HSK63AH110WN25	110	25	65	•
63	213-31724	HSK63AH115WN32	115	32	72	•

Ersatzteile • *Spare parts* • Pièces détachées • *Componenti* • *Запасные части* • 零件

d	Locking screw 1	Quantity	Stop screw 2	d	Locking screw 1	Quantity	Stop screw 2
6	811-106001	1	811-303043	A100/14	811-106005	1	811-303094
8	811-106002	1	811-303081	16	811-106006	1	811-303091
10	811-106004	1	811-303089	18	811-106006	1	811-303091
A100/10	811-106004	1	811-303093	20	811-106007	1	811-303091
12	811-106005	1	811-303090	25	811-106008	2	811-303092
A100/12	811-106005	1	811-303094	32	811-106009	2	811-303092
14	811-106005	1	811-303090	40	811-106009	2	811-303092

AUFSTECKFRÄSDORNE FÜR FRÄSER MIT QUERNUT
FACE MILL HOLDERS-TENONS DRIVE
ОПРАВКИ ДЛЯ НАСАДНЫХ ФРЕЗ
MANDRINS PORTE-FRAISE-ENTRAINEMENT PAR TENONS
MANDRINI PORTAFRESE A TRASCINAMENTO FISSO
平面铣刀柄－凸榫驱动

ISO 3937

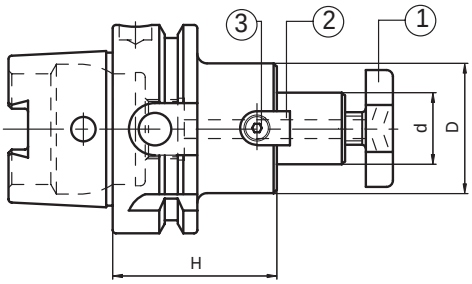

	HSK	Code N.	Description	H	d	D	G6,3 15000 RPM
STANDARD	32	216-71748	HSK32AH45D16F	45	16	38	•
	32	216-71749	HSK32AH50D22F	50	22	48	•
	40	216-71701	HSK40AH45D16F	45	16	38	•
	40	216-71702	HSK40AH50D22F	50	22	48	•
	40	216-71703	HSK40AH55D27F	55	27	58	•
	50	216-71704	HSK50AH45D16F	45	16	38	•
	50	216-71705	HSK50AH55D22F	55	22	48	•
	63	216-71708	HSK63AH45D16F	45	16	38	•
	63	216-71709	HSK63AH50D22F	50	22	48	•
	63	216-71710	HSK63AH55D27F	55	27	58	•
	63	216-71711	HSK63AH60D32F	60	32	78	•
	63	216-71750	HSK63AH65D40F	65	40	88	•
	100	216-71712	HSK100AH55D16F	55	16	38	•
	100	216-71713	HSK100AH55D22F	55	22	48	•
	100	216-71714	HSK100AH55D27F	55	27	58	•
	100	216-71715	HSK100AH60D32F	60	32	78	•
	100	216-71716	HSK100AH65D40F	65	40	88	•

pag. 470-471

pag. 470-471

pag. 470-471

Ersatzteile • *Spare parts* • Pièces détachées • *Componenti* • *Запасные части* • 零件

d	Cross screw	Cross screw on enquiry	Dog	Screw
	1	1	2	3
16	811-107003	811-107013	814-202280	811-101004
22	811-107004	811-107014	814-202250	811-101011
27	811-107005	811-107015	814-202270	811-101018
32	811-107006	811-107016	814-202630	811-101029
40	811-107007	811-107017	814-202710	811-101029

AUFSTECKFRÄSDORNE FÜR FRÄSER MIT QUERNUT
FACE MILL HOLDERS-TENONS DRIVE
ОПРАВКИ ДЛЯ НАСАДНЫХ ФРЕЗ. УДЛИНЕННОЕ ИСПОЛНЕНИЕ.
MANDRINS PORTE-FRAISE-ENTRAINEMENT PAR TENONS
MANDRINI PORTAFRESE A TRASCINAMENTO FISSO
平面铣刀柄－凸榫驱动

ISO 3937

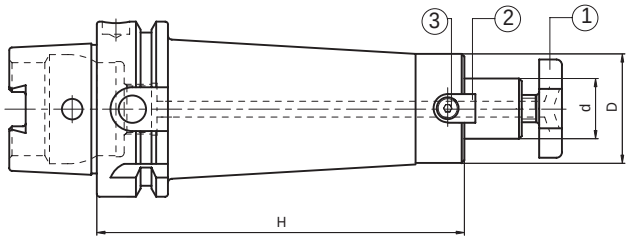

	HSK	Code N.	Description	H	d	D	D3	G6,3 15000
H 100	63	216-71791	HSK63AH100D16F	100	16	38	40	•
	63	216-71792	HSK63AH100D22F	100	22	48	-	•
	63	216-71793	HSK63AH100D27F	100	27	58	-	•
	63	216-71794	HSK63AH100D32F	100	32	78	-	•
	63	216-71795	HSK63AH100D40F	100	40	88	-	•
	100	216-71796	HSK100AH100D16F	100	16	38	40	•
	100	216-71797	HSK100AH100D22F	100	22	48	50	•
	100	216-71798	HSK100AH100D27F	100	27	58	60	•
	100	216-71799	HSK100AH100D32F	100	32	78	80	•
	100	266-71701	HSK100AH100D40F	100	40	88	-	•
H 160	63	216-71717	HSK63AH160D16F	160	16	32	38	•
	63	216-71718	HSK63AH160D22F	160	22	40	48	•
	63	216-71719	HSK63AH160D27F	160	27	48	50	•
	63	216-71720	HSK63AH160D32F	160	32	58	-	•
	100	216-71722	HSK100AH160D16F	160	16	32	42	•
	100	216-71723	HSK100AH160D22F	160	22	40	50	•
	100	216-71724	HSK100AH160D27F	160	27	48	68	•
	100	216-71725	HSK100AH160D32F	160	32	58	76	•
	100	216-71726	HSK100AH160D40F	160	40	70	84	•

pag. 470-471

pag. 470-471

pag. 470-471

Ersatzteile • *Spare parts* • Pièces détachées • *Componenti* • *Запасные части* • 零件

d	Cross screw	Cross screw on enquiry	Dog H100	Screw H100	Dog H160	Screw H160	Wrench
	1	1	2	3			
16	811-107003	811-107013	814-202280	811-101004	814-20214	811-101003	816-13002
22	811-107004	811-107014	814-202250	811-101011	814-202150	811-101010	816-13003
27	811-107005	811-107015	814-202270	811-101018	814-202160	811-101017	816-13004
32	811-107006	811-107016	814-202630	811-101029	814-202170	811-101027	816-13005
40	811-107007	811-107017	814-202710	811-101029	814-202180	811-101028	816-13006

KOMBI - AUFSTECKFRÄSDORNE
COMBI-SHELL MILL ADAPTORS
КОМБИНИРОВАННЫЕ ОПРАВКИ ДЛЯ НАСАДНЫХ ФРЕЗ

MANDRINS PORTE- FRAISES A DOUBLE USAGE
MANDRINI PORTAFRESE COMBINATI
复合式平面铣刀接头

DIN 6538

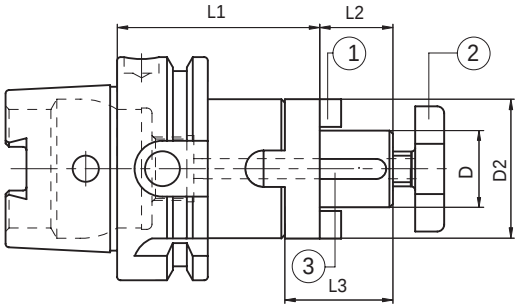

HSK	Code N.	Description	D	L1	L2	L3	D2	G6,3 8000 RPM
40	216-11702	HSK40AH55D22C	22	55	19	31	40	•
63	216-11708	HSK63AH60D16C	16	60	17	27	32	•
63	216-11709	HSK63AH60D22C	22	60	19	31	40	•
63	216-11710	HSK63AH60D27C	27	60	21	33	48	•
63	216-11711	HSK63AH65D32C	32	65	24	38	58	•
63	216-11712	HSK63AH70D40C	40	70	27	41	70	•
100	216-11721	HSK100AH65D27C	27	65	21	33	48	•

Ersatzteile • *Spare parts* • Pièces détachées • *Componenti* • *Запасные части* • 零件

D	Ring	Cross screw	Key	Wrench
	1	2	3	
16	814-30001	811-107003	814-201010	816-130002
22	814-30002	811-107004	814-201020	816-130003
27	814-30003	811-107005	814-201030	816-130004
32	814-30004	811-107006	814-201040	816-130005
40	814-30005	811-107007	814-201050	816-130006

KOMBI - AUFSTECKFRÄSDORNE LANG
COMBI-SHELL MILL ADAPTORS LONG
КОМБИНИРОВАННЫЕ ОПРАВКИ ДЛЯ НАСАДНЫХ ФРЕЗ

MANDRINS PORTE- FRAISES A DOUBLE USAGE, SERIE LONGUE
MANDRINI PORTAFRESE COMBINATI, SERIE LUNGA
加长复合式平面铣接头

DIN 6358

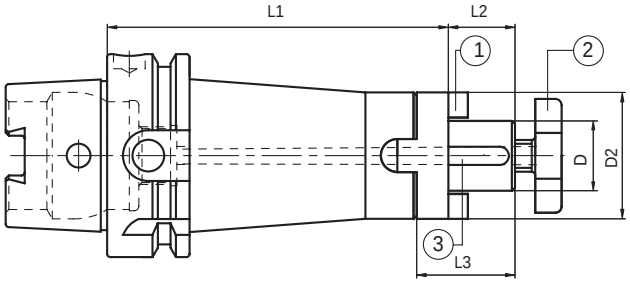

HSK	Code N.	Description	D	L1	L2	L3	D2	D3	G6,3 8000 RPM
63	216-11777	HSK63AH100D16C	16	100	17	27	32	40	•
63	216-11728	HSK63AH100D22C	22	100	19	31	40	-	•
63	216-11736	HSK63AH100D27C	27	100	21	33	48	-	•
63	216-11778	HSK63AH100D32C	32	100	24	38	58	-	•
63	216-11779	HSK63AH100D40C	40	100	27	41	70	-	•
63	216-11770	HSK63AH160D22C	22	160	19	31	40	50	•
63	216-11771	HSK63AH160D27C	27	160	21	33	48	-	•
63	216-11772	HSK63AH160D32C	32	160	24	38	58	-	•

Ersatzteile • *Spare parts* • Pièces détachées • *Componenti* • *Запасные части* • 零件

D	Ring	Cross screw	Key	Wrench
	1	2	3	
16	814-30001	811-107003	814-201010	816-130002
22	814-30002	811-107004	814-201020	816-130003
27	814-30003	811-107005	814-201030	816-130004
32	814-30004	811-107006	814-201040	816-130005
40	814-30005	811-107007	814-201050	816-130006

AUFSTECKFRÄSDORNE FÜR FRÄSER MIT QUERNUT UND KÜHLMITTELZUFUHR
FACE MILL HOLDERS-TENONS DRIVE-WITH INTERNAL COOLANT SUPPLY
ОПРАВКИ ДЛЯ НАСАДНЫХ ФРЕЗ С ВНУТРЕННЕЙ ПОДАЧЕЙ СОЖ

MANDRINS PORTE-FRAISE-ENTRAINEMENT PAR TENONS AVEC ARROSSAGE INTERNE
MANDRINI PORTAFRESE A TRASCINAMENTO FISSO CON PASSAGGIO REFRIGERANTE
平面铣刀柄 – 凸榫驱动带有更大的法兰直径

ISO 3937

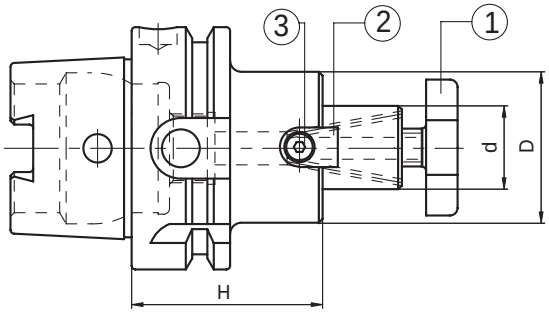

HSK	Code N.	Description	H	d	D	G6,3 15000 RPM
40	216-71732	HSK40AH45D16F-L	45	16	38	•
40	216-71733	HSK40AH50D22F-L	50	22	48	•
40	216-71734	HSK40AH55D27F-L	55	27	58	•
63	216-71739	HSK63AH45D16F-L	45	16	38	•
63	216-71740	HSK63AH50D22F-L	50	22	48	•
63	216-71741	HSK63AH55D27F-L	55	27	58	•
63	216-71742	HSK63AH60D32F-L	60	32	78	•

pag. 470-471

pag. 470-471

pag. 470-471

Ersatzteile • *Spare parts* • Pièces détachées • *Componenti* • *Запасные части* • 零件

d	Cross screw	Dog	Screw	Wrench
	1	2	3 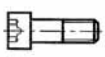	
16	811-107003	814-202280	811-101004	816-130002
22	811-107004	814-20225 0	811-101011	816-130003
27	811-107005	814-202270	811-101018	816-130004
32	811-107006	814-202630	811-101029	816-130005
40	811-107007	814-202710	811-101029	816-130006

NC-BOHRFUTTER FÜR RECHTS- UND LINKSLAUF
NC-DRILL CHUCKS FOR LEFT AND RIGHT ROTATION
СВЕРЛИЛЬНЫЕ ПАТРОНЫ С ВРАЩЕНИЕМ ПО- И ПРОТИВ ЧАСОВОЙ СТРЕЛКИ ДЛЯ СТАНКОВ С ЧПУ

MANDRINS DE PERCAGE CNC POUR ROTATION GAUCHE-DROITE
MANDRINI PORTAPUNTE INTEGRALI PER ROTAZIONE DESTRA E SINISTRA
左右旋转数控钻夹头

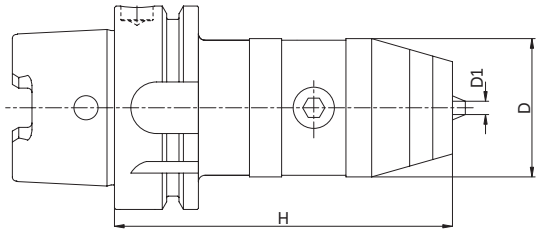

HSK	Code N.	Description	H	D	Clamping capacity
63	252-11751	HSK63AH104R0,5-13X	104	50	0,5-13
63	252-11752	HSK63AH109R2,5-16X	109	57	2,5-16
100	252-11753	HSK100AH111R0,5-13X	111	50	0,5-13
100	252-11754	HSK100AH116R2,5-16X	116	57	2,5-16

Rundlaufgenauigkeit 0,03 mm.
Sowohl für Rechts- als auch für Linkslauf mit Höchstgeschwindigkeit 35000 U/min geeignet.

RUNOUT ACCURACY 0.03 MM T.I.R.
Suitable for right and left rotation up to 35000 rpm.

БИЕНИЕ 0,03 ММ
Можно вращать по- и против часовой стрелки со скоростью до 35000 об/мин.

Précision de rotation 0,03 mm.
Appropriés pour rotation à droite et à gauche avec vitesse max. de 35000 tour par minute.

PRECISIONE DI ROTAZIONE 0.03 MM.
Adatti per rotazione sia destra che sinistra, con velocitá max di 35000 g/min.

径向跳动精度 0.03 MM T.I.R.
适用于最高为 35000 转/分钟的左右旋转

NC-BOHRFUTTER FÜR RECHTS- UND LINKSLAUF
NC-DRILL CHUCKS FOR LEFT AND RIGHT ROTATION
СВЕРЛИЛЬНЫЕ ПАТРОНЫ С ВРАЩЕНИЕМ ПО- И ПРОТИВ ЧАСОВОЙ СТРЕЛКИ ДЛЯ СТАНКОВ С ЧПУ

MANDRINS DE PERCAGE CNC POUR ROTATION GAUCHE-DROITE
MANDRINI PORTAPUNTE INTEGRALI PER ROTAZIONE DESTRA E SINISTRA
左右旋转数控钻夹头

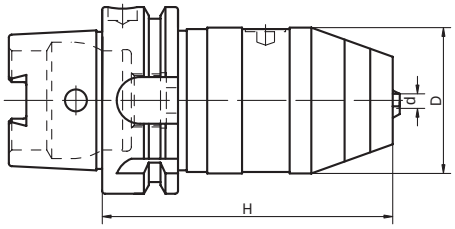

HSK	Code N.	Description	H	D	Clamping capacity	Wrench
63 *	252-11733	HSK63AH105R1-13X	105	50	1-13	816-152001
63 *	252-11734	HSK63AH110R3-16X	110	57	3-16	816-152002

* MIT INNENKÜHLUNG / *WITH INTERNAL COOLANT* / С ВНУТРЕННЕЙ ПОДАЧЕЙ СОЖ
AVEC ARROSAGE INTERNE / *CON PASSAGGIO REFRIGERANTE INTERNO* / 配备内部冷却剂

RUNDLAUFGENAUIGKEIT 0.03 MM
Sowohl für rechts - als auch links laufende Bearbeitungen geeignet, mit Höchstgeschwindigkeit von 8000 u/min.

RUNOUT ACCURACY 0.03 MM T.I.R. - Suitable for right and left rotation up to 8000 rpm.

БИЕНИЕ 0,03 ММ - Можно вращать по- и против часовой стрелки со скоростью до 8000 об/мин.

PRÉCISION DE ROTATION 0,03 MM.
Appropriés pour rotation à droite et à gauche avec vitesse max. de 8000 tour par minute.

PRECISIONE DI ROTAZIONE 0.03 MM. - Adatti per rotazione sia destra che sinistra, con velocitá max di 8000 g/min.

径向跳动精度 0.03 MM T.I.R. - 适用于最高为 8000 转/分钟的左右旋转

ZWISCHENHÜLSEN FÜR MORSEKEGEL MIT AUSTREIBLAPPEN
MORSE TAPER ADAPTORS FOR DRILLS
ОПРАВКИ ДЛЯ КОНУСА МОРЗЕ С ЛАПКОЙ

DOUILLES POUR CONE MORSE A TENON
MANDRINI PORTAPUNTE ATTACCO CONO MORSE
莫氏锥度钻接头

DIN 228-2 FORM D

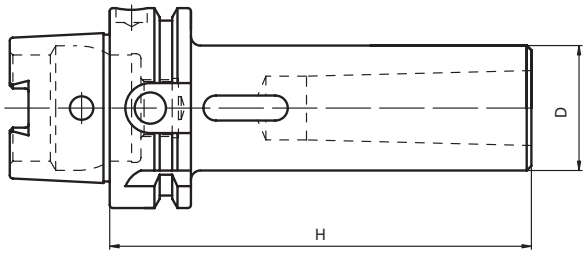

HSK	Code N.	Description	Morse	H	D	G6,3 8000 RPM
63	212-41706	HSK63AH100CM1P	1	100	25	•
63	212-41707	HSK63AH115CM2P	2	115	32	•
63	212-41708	HSK63AH135CM3P	3	135	40	•
63	212-41709	HSK63AH160CM4P	4	160	48	•
100	212-41716	HSK100AH120CM2P	2	120	32	•
100	212-41717	HSK100AH150CM3P	3	150	40	•
100	212-41718	HSK100AH170CM4P	4	170	48	•
100	212-41719	HSK100AH205CM5P	5	205	63	•

ZWISCHENHÜLSEN FUR MORSEKEGEL MIT ZENTRALER KÜHLMITTELZUFUHR
MORSE TAPER MILL ADAPTERS WITH INTERNAL COOLANT
ОПРАВКИ ДЛЯ КОНУСА МОРЗЕ С ВНУТРЕННИМ ПОДВОДОМ СОЖ

DOUILLES POUR CONE MORSE AVEC ABROSAGE
MANDRINI PORTAFRESE CON ATTACCO CONO MORSE CON REFRIGERAMENTO INTERNO
莫氏锥度铣刀接头配备内部冷却剂

DIN 228-2 FORM C

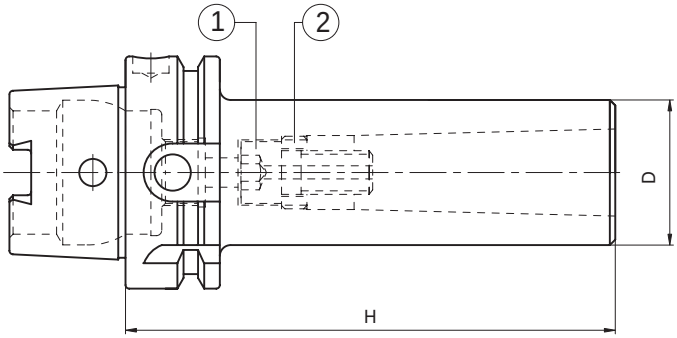

HSK	Code N.	Description	Morse	H	D	G6,3 RPM 8000
63	212-21708	HSK63AH100CM1F	1	100	25	•
63	212-21709	HSK63AH115CM2F	2	115	32	•
63	212-21710	HSK63AH135CM3F	3	135	40	•
63	212-21711	HSK63AH160CM4F	4	160	48	•
100	212-21714	HSK100AH120CM2F	2	120	32	•
100	212-21715	HSK100AH150CM3F	3	150	40	•
100	212-21716	HSK100AH170CM4F	4	170	48	•

Ersatzteile • *Spare parts* • Pièces détachées • *Componenti* • *Запасные части* • 零件

HSK/MORSE	Screw	Ring
	1 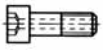	2
40/1	811-401100	811-302037
40/2	811-401079	811-302031
40/3	811-401089	811-302032
50/1	811-401100	811-302037
50/2	811-401066	811-302031
50/3	811-401067	811-302032
63/1	811-401100	811-302037
63/2	811-401099	811-302031
63/3	811-401078	811-302032
63/4	811-401091	811-302036
100/2	811-401099	811-302031
100/3	811-401098	811-302032
100/4	811-401092	811-302036
100/5	811-401136	811-302034

VERLÄNGERUNGEN HSK A+C
TOOL EXTENSIONS HSK A+C
УДЛИНИТЕЛИ HSK A+C

RALLONGES D'OUTILS HSK A+C HSK
PROLUNGHE HSK A+C
加长 HSK A+C 刀具

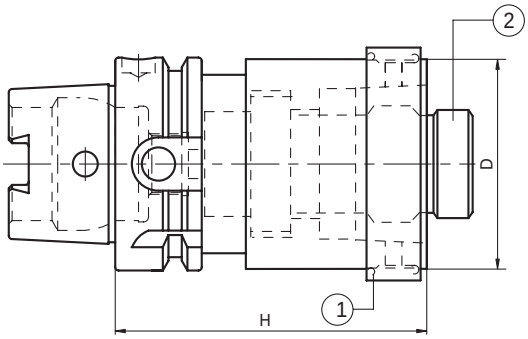

HSK	Code N.	Description	D	H	1 Ring (complete)	2 Locking unit (complete)
50	212-91701	HSK50AH80HSK50	50	80	H50A-AN	H50A-UBL
50	212-91702	HSK50AH100HSK50	50	100	H63A-AN	H63A-UBL
63	212-91703	HSK63AH100HSK63	63	100	H100A-AN	H100A-UBL
63	212-91704	HSK63AH140HSK63	63	140		
100	212-91705	HSK100AH140HSK100	100	140		

REDUZIERUNGEN HSK A+C
REDUCERS HSK A+C
ПЕРЕХОДНИКИ HSK A+C

PIECES DE REDUCTION HSK A+C
RIDUZIONI HSK A+C
变径 HSK A+C

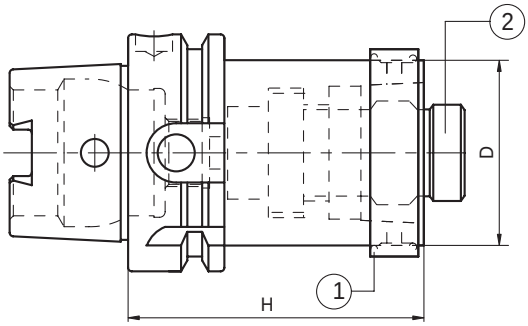

HSK	Code N.	Description	D	H	1 Ring (complete)	2 Locking unit (complete)
63	212-91710	HSK63AH70HSK40	40	70	H63A-AN	H63A-UBL
63	212-91711	HSK63AH80HSK50	50	80		
100	212-91713	HSK100AH100HSK63	63	100		

GEWINDESCHNEID-SCHNELLWECHSELFUTTER MIT LÄNGENAUSGLEICH
TENSION AND COMPRESSION TAPPING HEADS
РЕЗЬБОНАРЕЗНЫЕ ПАТРОНЫ С КОМПЕНСАЦИЕЙ
MANDRINS DE TARAUDAGE A CHANGEMENT RAPIDE A DOUBLE USAGE
MASCHIATORI A DOPPIA COMPENSAZIONE
张力和压缩丝攻头

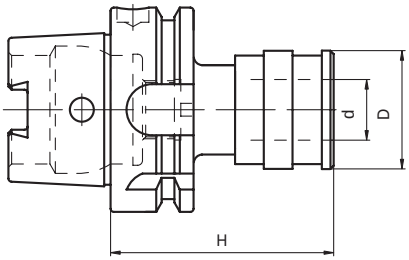

HSK	Code N.	Description	SIZE	Top range	PRESS.	EXT.	d	D	H
63	M801063	HSK63AH72GR1	1	M3-M12	7.5	7.5	19	48	72
63	M802063	HSK63AH110GR2	2	M6-M20	10	10	31	60	110
100	M801100	HSK100AH80GR1	1	M3÷M12	7.5	7.5	19	48	80
100	M802100	HSK100AH100GR2	2	M6÷M20	10	10	31	60	100
100	M803100	HSK100AH144GR3	3	M14÷M33	17.5	17.5	48	79	144

Zubehör
Accessories
Accessoires
Accessori
Принадлежности
零件

pag. 145

pag. 146

ROHLINGE MIT WEICHEM SCHAFT
BLANK TOOLHOLDERS WITH SOFT SHANK
ЗАГОТОВКИ ДЛЯ ОПРАВОК НЕЗАКАЛЕННЫЕ
BARRE D'ALESAGE SEMI-FINIES
MANDRINI SEMILAVORATI A STELO TENERO
带软柄的切断工具柄

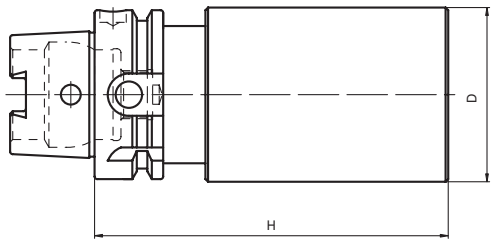

HSK	Code N.	Description	H	D
32	217-11712	HSK32AH150D35SM	150	35
40	217-11701	HSK40AH150D40SM	150	40
40	217-11702	HSK40AH200D52SM	200	52
50	217-11703	HSK50AH200D52SM	200	52
50	217-11704	HSK50AH200D63SM	200	63
63	217-11705	HSK63AH250D63SM	250	63
63	217-11706	HSK63AH250D80SM	250	80
100	217-11709	HSK100AH200D63SM	200	63
100	217-11710	HSK100AH250D80SM	250	80
100	217-11711	HSK100AH300D90SM	300	90

DIN 69893 E

TECHNISCHE DATEN DER STEILKEGELWERKZEUGE
TAPER SHANKS DATA SHEET
КОНСТРУКТИВНЫЕ РАЗМЕРЫ
DONNEES TECHNIQUES QUEUE D'OUTILS
DATI TECNICI CONI D'ATTACCO
锥柄数据表

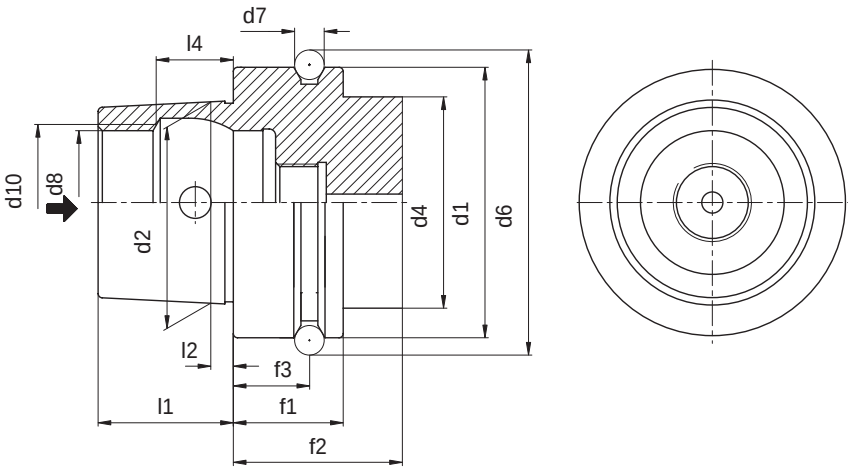

Исполнение E

- *Применяются в высокоскоростных шпинделях и деревообрабатывающих станках.*
- *Конструкция без шпоночных пазов.*
- *Передача крутящего момента осуществляется посредством силы трения.*
- *Возможна подача СОЖ через центральный канал оправки.*

Forme E

- Utilisation pour des broches à hautes fréquences, les machines à usiner le bois.
- Symétrie de rotation, sans gorges d'entraînement.
- Transmission du couple par friction.
- Possibilité d'alimentation centrale du liquide de lubrification par tube d'arrosage.

	HSK 40	HSK 50	HSK 63
d1	40	50	63
d2	30	38	48
d4	34	42	53
d6	45	59,3	72,3
d7	4	7	7
d8	21	26	34
d10	23	29	37
f1	20	26	26
f2	35	42	42
f3	16	18	18
l1	20	25	32
l2	4	5	6,3
l4	11,42	14,13	18,13

Forma E

- Usato su elettromandrini e su macchine per il legno.
- Rotazione simmetrica senza chiavette di trascinamento.
- Coppia trasmessa solo per attrito tra le superfici.
- Adduzione refrigerante dal centro.

Form E

- Anwendung für Hochfrequenzspindeln, Holzbearbeitungmaschinen.
- Rotationssymmetrisch, ohne Mitnehmernuten.
- Drehmomentübertragung über Reibschluss.
- Zentrale Kühlmittelzufuhr über Kühlmittelrohr möglich.

Form E

- Used for high frequency spindles and wood machining.
- Rotationally symmetrical, without key slots.
- Torque transmission via friction resistance.
- Central coolant supply possible through coolant tube.

Form E

- 用于高频率轴及木材加工。
- 对称旋转,没有键槽。
- 通过摩擦阻力传输扭矩。
- 通过冷却剂管道来进行中央冷却剂供应。

STEILKEGELAUFNAHMEN KINTEK HSK

TECHNISCHE DATEN

ALLE KINTEK - STEILKEGELAUFNAHMEN WERDEN NACH DEN DIN - NORMEN ANGEFERTIGT.
(DIESE NORMEN SEHEN DIE GLEICHEN TOLERANZKLASSEN FÜR DIE DIN 69893 A+C, B+D, E, F AUFNAHMEN VOR)

KEGELSCHAFTTOLERANZEN

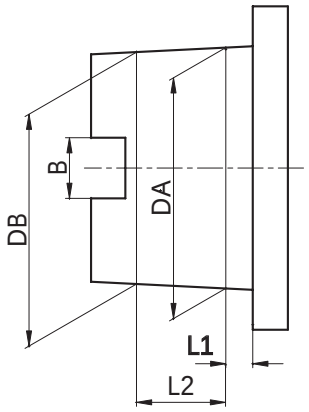

HSK	L1	L2	D.A.		D.B.		B (uniquement type A+C)
32 A+C	3,2	7,3	24	+0.005 +0.007	23,27	+0.003 +0.005	7.05 +/- 0.04
40 A+C+E	4	9,5	30	+0.005 +0.007	29,05	+0.003 +0.005	8.05 +/- 0.04
40 B+D	3,2	7,3	24	+0.005 +0.007	23,27	+0.003 +0.005	-
50 A+C+E	5	11	38	+0.006 +0.009	36,9	+0.003 +0.006	10.54 +/- 0.04
50 B+D+F	4	9,5	30	+0.005 +0.007	29,05	+0.003 +0.005	-
63 A+C+E	6,3	14,7	48	+0.007 +0.011	46,53	+0.003 +0.007	12.54 +/- 0.04
63 B+D+F	5	11	38	+0.006 +0.009	36,9	+0.003 +0.006	-
100 A+C	10	24	75	+0.009 +0.015	72,6	+0.003 +0.009	20.02 +/- 0.04
100 B+D	8	19	60	+0.008 +0.013	58,1	+0.003 +0.008	-

SPANNZANGENAUFNAHME RUNDLAUFGENAUIGKEIT

Die DIN69882-6 Norm schreibt eine Rundlaufgenauigkeit zwischen Aussenkegel und Innenkegel / Spannzangensitz für die DIN 6499- Spannzangenaufnahmen von 0,005 vor.

AUFSTECKFRÄSDORNE - RUNDLAUFGENAUIGKEIT

Kintek-Aufsteckfräsdorne entsprechen der DIN 69882-2 Norm, die für die Ø 16,22,27,32 eine Rundlaufgenauigkeit von 0,01 vorsieht.

WELDON - AUFSTECKFRÄSDORNE - RUNDLAUFGENAUIGKEIT

Nach der DIN 69882-4 Norm muß der Weldon- Aufsteckfräsdorn die folgenden Forderungen aufweisen:
Bohrung: H5
Rundlaufgenauigkeit: 0.005.

WUCHTUNG

Alle Steilkegelaufnahmen dieser Gruppe sind in Klasse G6,3 auf 8.000 U/Min. -1 vorgewuchtet oder G2,5 auf 20.000 U/Min -1 gewuchtet..
Neben der Übersichtstabelle der Produkte wird das Wuchtgüte angegeben.

KONSTRUKTIONSDATEN

- aus legiertem Einsatzstahl angefertigt
- in der Einsatzhärtetiefe von 0,4 - 0,5 mm
- gehärtet, angelassen
- Härte HRC58 +-2, Festigkeit 800-1000 N/mm2
- brüniert
- inneres, äußeres Schleifen und am Gewinde der Spannzangenmutter
- 100% durch zertifizierte Meßinstrumente geprüft.

KINTEK TOOLHOLDERS

TECHNICAL INFORMATION

ALL KINTEK TOOLHOLDERS ARE MANUFACTURED ACCORDING TO DIN NORMS.
(THESE NORMS PROVIDE THE SAME CLASSES OF TOLERANCE FOR THE ATTACHMENT DIN69893 A+C, B+D, E, F)

CONE'S TOLERANCE

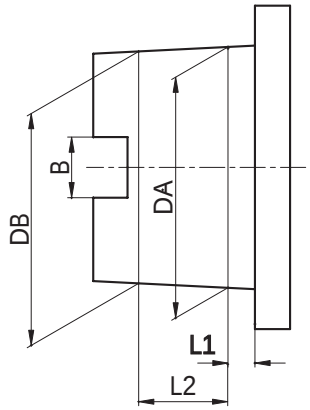

HSK	L1	L2	D.A.		D.B.		B (only type A+C)
32 A+C	3,2	7.03	24	+0.005 +0.007	23,27	+0.003 +0.005	7.05 +/- 0.04
40 A+C+E	4	9.05	30	+0.005 +0.007	29,05	+0.003 +0.005	8.05 +/- 0.04
40 B+D	3,2	7.03	24	+0.005 +0.007	23,27	+0.003 +0.005	-
50 A+C+E	5	11	38	+0.006 +0.009	36,9	+0.003 +0.006	10.54 +/- 0.04
50 B+D+F	4	9.05	30	+0.005 +0.007	29,05	+0.003 +0.005	-
63 A+C+E	6,3	14.07	48	+0.007 +0.011	46,53	+0.003 +0.007	12.54 +/- 0.04
63 B+D+F	5	11	38	+0.006 +0.009	36,9	+0.003 +0.006	-
100 A+C	10	24	75	+0.009 +0.015	72,6	+0.003 +0.009	20.02 +/- 0.04
100 B+D	8	19	60	+0.008 +0.013	58,1	+0.003 +0.008	-

COLLET CHUCK'S RUNOUT ACCURACY

The norm DIN 69882-6 permits a runout error of 0,005 mm. for DIN 6499 collet chucks.

SHELL END MILL ADAPTOR'S RUNOUT ACCURACY

Our shell end mill adaptors meet the requirements of the norm DIN 69882-2, which prescribes for diameters Ø 16,22,27,32 a runout accuracy of 0,01

WELDON END MILL HOLDER'S RUNOUT ACCURACY

According to norm DIN 69882-4 Weldon end mill holders have to meet the following requirements:
Bore: H5
Runout accuracy: 0.005.

BALANCING

All our toolholders of this category are pre-balanced in grade G6.3 at 8000 rpm or balanced G2,5 *at 20000 rpm.*
Besides the descriptive and dimensional table of products you can find the addictive balancing grade.

CONSTRUCTIVE FEATURES

- *Manufactured with Casehardening Steel.*
- *Casehardened with depth 0,4 - 0,5 mm*
- *Hardened-Tempered*
- *Hardness HRC 58+-2, Strength 800-1000 N/mm2*
- *Black oxided*
- *Thread of collet nuts, internal and external diameters are completely grinding finished*
- *Tested 100% with certified measuring instruments.*

ОПРАВКИ KINTEK

ТЕХНИЧЕСКОЕ ОПИСАНИЕ

Все оправки Kintek произведены согласно стандарту DIN.
(Эти нормы обеспечивают тот же класс точности как DIN 6983 A+C, B+D, E, F)

ТОЧНОСТЬ КОНУСА

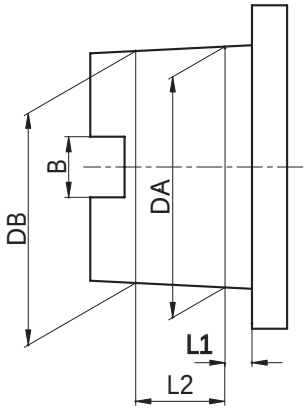

HSK	L1	L2	D.A.		D.B.		B (uniquement type A+C)
32 A+C	3,2	7,3	24	+0.005 +0.007	23,27	+0.003 +0.005	7.05 +/- 0.04
40 A+C+E	4	9,5	30	+0.005 +0.007	29,05	+0.003 +0.005	8.05 +/- 0.04
40 B+D	3,2	7,3	24	+0.005 +0.007	23,27	+0.003 +0.005	-
50 A+C+E	5	11	38	+0.006 +0.009	36,9	+0.003 +0.006	10.54 +/- 0.04
50 B+D+F	4	9,5	30	+0.005 +0.007	29,05	+0.003 +0.005	-
63 A+C+E	6,3	14,7	48	+0.007 +0.011	46,53	+0.003 +0.007	12.54 +/- 0.04
63 B+D+F	5	11	38	+0.006 +0.009	36,9	+0.003 +0.006	-
100 A+C	10	24	75	+0.009 +0.015	72,6	+0.003 +0.009	20.02 +/- 0.04
100 B+D	8	19	60	+0.008 +0.013	58,1	+0.003 +0.008	-

БИЕНИЕ ЦАНГОВЫХ ПАТРОНОВ

В соответствие с нормами DIN 69882-6, допустимое биение составляет 0,005 мм для цанговых патронов по DIN 6499.

БИЕНИЕ ОПРАВОК ДЛЯ НАСАДНЫХ ФРЕЗ

Патроны изготовлены в соответствие с требованиями DIN 69882-2, согласно которым биение для диаметров 16-22-27-32-40 составляет 0,01.

БИЕНИЕ ПАТРОНОВ С КРЕПЛЕНИЕМ WELDON

Оправки соответствуют следующим требованиям DIN 69882-4:
Точность отверстия: H5
Биение: 0,005

БАЛАНСИРОВКА

Оправки данной категории предварительно сбалансированы по классу G6,3 при 8000 об/мин или 15000 об/мин.
Вы можете заказать более точную балансировку, чем указано в таблицах.

КОНСТРУКТИВНЫЕ ОСОБЕННОСТИ

- *Изготовлены из стали с последующей цементацией*
- *Цементация на глубину 0,4 - 0,5 мм*
- *Оправки подвергнуты закалке и отпуску*
- *Твердость 58+/-2 HRC, прочность 800-1000 Н/мм2*
- *Защитно-декоративное покрытие черного цвета*
- *Шлифованные внешние и внутренние диаметры, а также резьба гаек цанговых патронов.*
- *Каждая оправка испытана на сертифицированном оборудовании*

MANDRINS KINTEK HSK

DONNEES TECHNIQUES

TOUS LES MANDRINS PORTE-OUTILS KINTEK SONT FABRIQUÉS SELON LES LES NORMES DIN
(QUI PRÉVOIENT LES MÊMES CLASSES DE TOLÉRANCE POUR LES ATTACHEMENT DIN69893 A+C, B+D, E, F)

TOLERANCE DU CONE

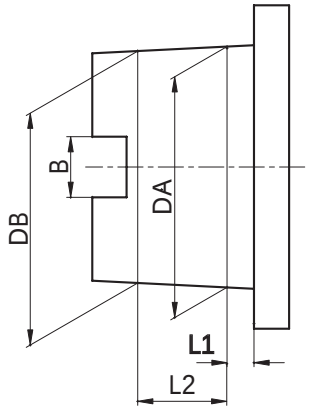

HSK	L1	L2	D.A.		D.B.		B (uniquement type A+C)
32 A+C	3,2	7,3	24	+0.005 +0.007	23,27	+0.003 +0.005	7.05 +/- 0.04
40 A+C+E	4	9,5	30	+0.005 +0.007	29,05	+0.003 +0.005	8.05 +/- 0.04
40 B+D	3,2	7,3	24	+0.005 +0.007	23,27	+0.003 +0.005	-
50 A+C+E	5	11	38	+0.006 +0.009	36,9	+0.003 +0.006	10.54 +/- 0.04
50 B+D+F	4	9,5	30	+0.005 +0.007	29,05	+0.003 +0.005	-
63 A+C+E	6,3	14,7	48	+0.007 +0.011	46,53	+0.003 +0.007	12.54 +/- 0.04
63 B+D+F	5	11	38	+0.006 +0.009	36,9	+0.003 +0.006	-
100 A+C	10	24	75	+0.009 +0.015	72,6	+0.003 +0.009	20.02 +/- 0.04
100 B+D	8	19	60	+0.008 +0.013	58,1	+0.003 +0.008	-

COAXIALITE' PORTE-PINCE

La norme DIN 69882-6 permet une erreur de 0,005 mm. Maximum pour les porte-pinces DIN 6499

COAXIALITE' PORTE-FRAISES FIXES ET COMBINES

Les porte-fraises fixes et combinés suivent les spécifications de la norme DIN 69882-2 qui prévoit pour les diamètres Ø 16,22,27,32 une coaxialité de 0,01

COAXIALITE' PORTE-FRAISES WELDON

Suivant les spécifications DIN 69882-4 les porte-fraises WELDON doivent suivre les conditions suivantes:
Trou: H5
Coaxialité: 0.005.

EQUILIBRAGE

La plupart des porte-outils sont pré-équilibrés en classe G 6,3 8000 Tr/Min -1. ou équilibrés à G2,5 20000 Tr/Min-1.
A côté du tableau de description et dimensions des produits il y a indiqué la valeur d'équilibrage additionnelle.

ELEMENTS DE CONSTRUCTION

- Produits en acier cémenté allié.
- Cémentés avec une profondeur 0,4 - 0,5 mm
- Trempés - Revenus
- Dureté HRC 58 +- 2 résistance 800-1000 N/ mm2
- Brunis
- Rectification du cône intérieur, extérieur et dans le filetage des écrous qui serrent la pince.
- Contrôlés à 100 % avec des instruments de mesure certifiés.

MANDRINI KINTEK CON ATTACCO HSK

DATI TECNICI

TUTTI I MANDRINI PORTAUTENSILI KINTEK VENGONO PRODOTTI SECONDO LE NORMATIVE DIN (DETTE NORMATIVE PREVEDONO LE STESSE CLASSI DI TOLLERANZA PER GLI ATTACCHI DIN69893 A+C, B+D, E, F)

TOLLERANZA DEL CONO

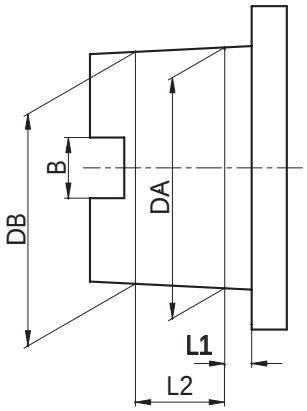

HSK	L1	L2	D.A.		D.B.		B (only type A+C)
32 A+C	3,2	7,3	24	+0.005 +0.007	23,27	+0.003 +0.005	7.05 +/- 0.04
40 A+C+E	4	9,5	30	+0.005 +0.007	29,05	+0.003 +0.005	8.05 +/- 0.04
40 B+D	3,2	7,3	24	+0.005 +0.007	23,27	+0.003 +0.005	-
50 A+C+E	5	11	38	+0.006 +0.009	36,9	+0.003 +0.006	10.54 +/- 0.04
50 B+D+F	4	9,5	30	+0.005 +0.007	29,05	+0.003 +0.005	-
63 A+C+E	6,3	14,7	48	+0.007 +0.011	46,53	+0.003 +0.007	12.54 +/- 0.04
63 B+D+F	5	11	38	+0.006 +0.009	36,9	+0.003 +0.006	-
100 A+C	10	24	75	+0.009 +0.015	72,6	+0.003 +0.009	20.02 +/- 0.04
100 B+D	8	19	60	+0.008 +0.013	58,1	+0.003 +0.008	-

COASSIALITÀ PORTAPINZA

La normativa DIN 69882-6. ammette un'errore massimo di 0,005 mm. per i portapinze DIN 6499

COASSIALITÀ PORTAFRESE FISSI E COMBINATI

I portafrese fissi e combinati rispondono ai criteri prescritti dalla norma DIN 69882-2 la quale prevede per i Ø 16,22,27,32 una coassialita' di 0,01

COASSIALITÀ PORTAFRESE WELDON

Secondo la normativa DIN 69882-4 il portafrese WELDON deve rispondere ai seguenti requisiti:
Foro: H5
Coassialitá: 0.005.

EQUILIBRATURA

Tutti i nostri mandrini presenti in questa categoria sono prebilanciati in classe G6.3 a 8000 rpm min-1 o bilanciati a G2,5 20000 giri rpm min-1.
A fianco della tabella descrittiva e dimensionale dei prodotti viene elencato il grado di equilibratura aggiuntiva

DATI COSTRUTTIVI

- *Costruiti in acciaio da cementazione legato.*
- *Cementati con profondità 0,4 - 0,5 mm*
- *Temprati-rinvenuti*
- *Durezza HRC 58 +- 2 resistenza 800-1000 N/ mm2*
- *Bruniti*
- *Finitura di rettifica interna, esterna e nelle filettature delle ghiere chiudipinza*
- *Collaudati 100% con strumenti di misura certificati.*

KINTEK 刀柄

技术参数

所有 KINTEK 刀柄均是根据 DIN 标准制造的。
(这些标准规定了与附件 DIN69893 A+C, B+D, E, F 相同级别的误差)。

锥体误差

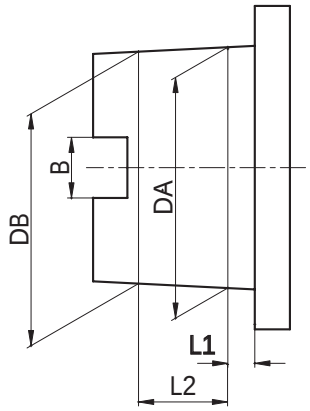

HSK	L1	L2	D.A.		D.B.		B (only type A+C)
32 A+C	3,2	7.03	24	+0.005 +0.007	23,27	+0.003 +0.005	7.05 +/- 0.04
40 A+C+E	4	9.05	30	+0.005 +0.007	29,05	+0.003 +0.005	8.05 +/- 0.04
40 B+D	3,2	7.03	24	+0.005 +0.007	23,27	+0.003 +0.005	-
50 A+C+E	5	11	38	+0.006 +0.009	36,9	+0.003 +0.006	10.54 +/- 0.04
50 B+D+F	4	9.05	30	+0.005 +0.007	29,05	+0.003 +0.005	-
63 A+C+E	6,3	14.07	48	+0.007 +0.011	46,53	+0.003 +0.007	12.54 +/- 0.04
63 B+D+F	5	11	38	+0.006 +0.009	36,9	+0.003 +0.006	-
100 A+C	10	24	75	+0.009 +0.015	72,6	+0.003 +0.009	20.02 +/- 0.04
100 B+D	8	19	60	+0.008 +0.013	58,1	+0.003 +0.008	-

弹簧夹头的径向跳动精度

DIN69882-6 标准允许 DIN 6499 弹簧夹头的径向跳动误差为 0.005 毫米。

平面铣接头的径向跳动精度

我公司的平面铣接头满足 DIN 69882-2 标准要求，该标准规定了直径为 16，22，27，32 的径向跳动精度为 0. 01。

威尔登端铣夹具的径向跳动精度

根据 DIN 69882-4 标准规定，威尔登端铣夹具必须要达到下列要求：
孔：H5
径向跳动精度：0.005.

平衡

我公司生产的所有这一类的刀柄，预先测试平衡均达到了 G6.3 级的 8000 转/分钟或 G2,5 级的 20000 转/分钟。
除了产品的描述和尺寸表格以外，还可找到平衡等级。

结构特点

- 用表面硬化钢材制造。
- 硬化深度达 0.4 - 0.5 毫米。
- 经过硬化及回火处理。
- 硬度达 HRC 58+-2，强度达 800-1000 N / 平方毫米。
- 黑色氧化
- 夹头螺母螺纹，内径和外径均完成表面打磨处理。
- 100% 使用经过认证的测量仪器检测。

SPANNZANGENFUTTER ER TYPE / ER COLLET CHUCKS / ЦАНГОВЫЕ ПАТРОНЫ ER

MANDRINS A PINCES TYPE ER / MANDRINI PORTAPINZA TIPO ER / ER 弹簧夹头

DIN 6499

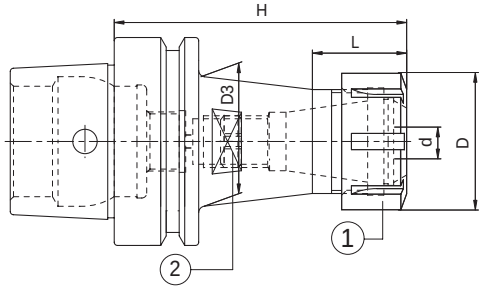

	HSK	Code N.	Description	H	d	D	ER	L	D3	G2,5 20000 RPM
STANDARD	40	214-37301	HSK40EH70ER16M	70	0,5÷10	22	16M	-	-	•
	40	214-37302	HSK40EH80ER25M	80	1÷16	35	25M	-	-	•
	50	214-37303	HSK50EH80ER16M	80	0,5÷10	22	16M	-	-	•
	50	214-37304	HSK50EH95ER25	95	1÷16	42	25	32	40	•
	50	214-37305	HSK50EH100ER32	100	2÷20	50	32	33	42	•
	63	214-37306	HSK63EH90ER16M	90	0,5÷10	22	16M	-	-	•
	63	214-37307	HSK63EH90ER25	90	1÷16	42	25	31	39	•
	63	214-37308	HSK63EH100ER32	100	2÷20	50	32	35	48	•
	63	214-37309	HSK63EH80ER40	80	3÷30	63	40	-	-	•
	63	214-37310	HSK63EH120ER40	120	3÷30	63	40	40	53	•

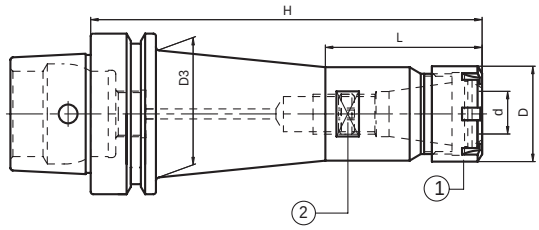

	HSK	Code N.	Description	H	d	D	ER	L	D3	G2,5 20000 RPM
EXTENDED	40	214-37311	HSK40EH120ER16M	120	0,5÷10	22	16M	47	29	•
	40	214-37312	HSK40EH120ER25M	120	1÷16	35	25M	-	-	•
	50	214-37313	HSK50EH150ER16M	150	0,5÷10	22	16M	47	40	•
	63	214-37316	HSK63EH160ER16M	160	0,5÷10	22	16M	47	39	•
	63	214-37318	HSK63EH160ER32	160	2÷20	50	32	78	48	•

Ersatzteile • *Spare parts* • Pièces détachées • *Componenti* • *Запасные части* • 零件

ER	Nut	Stop screw	Wrench
	1	2	
16M	812-203013	811-303119	816-203009
25M	812-203015	811-303121	816-203011
25	812-203001	811-303121	816-203001
32	812-203002	811-303118	816-203002
40/H120	812-203003	811-303122	816-203003
40/H80	812-203003	-	816-203003

AUFSTECKFRÄSDORNE FÜR FRÄSER MIT QUERNUT
FACE MILL HOLDERS-TENONS DRIVE
ОПРАВКИ ДЛЯ НАСАДНЫХ ФРЕЗ
MANDRINS PORTE-FRAISE-ENTRAINEMENT PAR TENONS
MANDRINI PORTAFRESE A TRASCINAMENTO FISSO
平面铣刀柄 – 凸榫驱动

ISO 3937

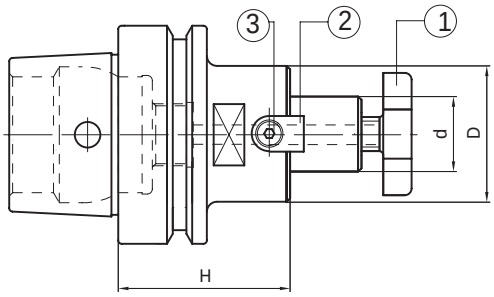

HSK	Code N.	Description	H	d	D	G2,5 20000 RPM
40	216-77301	HSK40EH45D16F	45	16	38	•
40	216-77302	HSK40EH50D22F	50	22	48	•
63	216-77309	HSK63EH50D22F	50	22	48	•
63	216-77310	HSK63EH55D27F	55	27	58	•

Ersatzteile • *Spare parts* • Pièces détachées • *Componenti* • *Запасные части* • 零件

d	Cross screw	Cross screw on enquiry	Dog	Screw	Wrench
	1	1	2	3 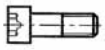	
16	811-107003	811-107013	814-202280	811-101004	816-130002
22	811-107004	811-107014	814-202250	811-101011	816-130003
27	811-107005	811-107015	814-202270	811-101018	816-130004
32	811-107006	811-107016	814-202630	811-101029	816-130005
40	811-107007	811-107017	814-202710	811-101029	816-130006

ROHLINGE MIT WEICHEM SCHAFT
BLANK TOOLHOLDERS WITH SOFT SHANK
ЗАГОТОВКИ ДЛЯ ОПРАВОК НЕЗАКАЛЕННЫЕ
BARRES D'ALESAGE SEMI-FINIES
MANDRINI SEMILAVORATI A STELO TENERO
带软柄的切断刀柄

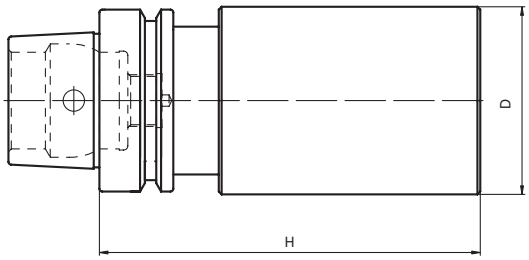

HSK	Code N.	Description	H	D
63	217-17303	HSK63EH200D63SM	200	63

DIN 69893 F

TECHNISCHE DATEN DER STEILKEGELWERKZEUGE
TAPER SHANKS DATA SHEET
КОНСТРУКТИВНЫЕ РАЗМЕРЫ
DONNEES TECHNIQUES QUEUE D'OUTILS
DATI TECNICI CONI D'ATTACCO
锥柄数据表

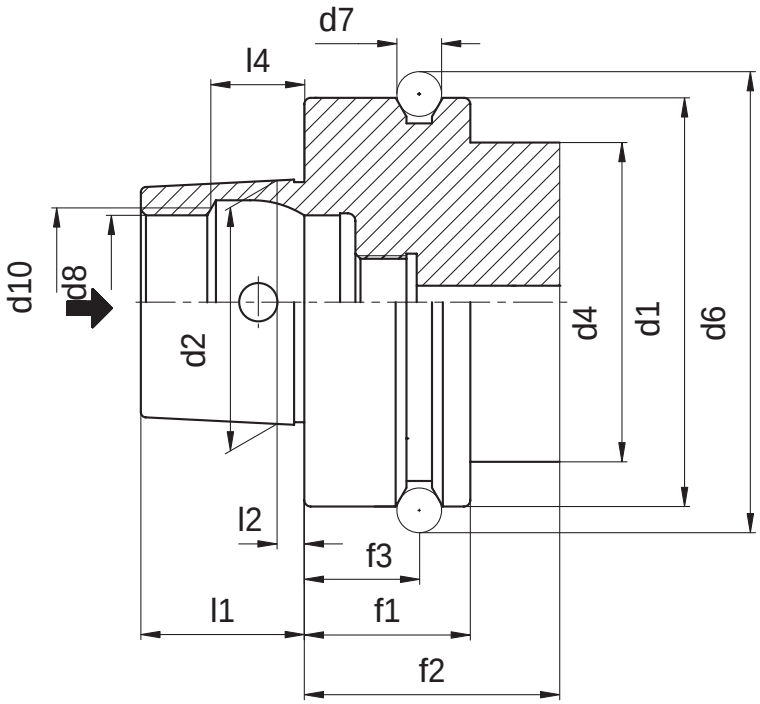

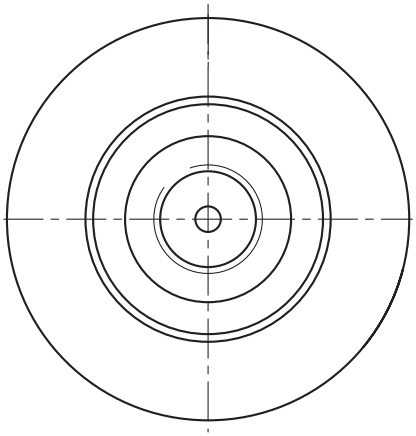

Исполнение F

- *Применяются в высокоскоростных шпинделях и деревообрабатывающих станках.*
- *Усиленный фланец.*
- *Возможна подача СОЖ через центральный канал оправки.*

	HSK 50	HSK 63
d1	50	63
d2	30	38
d4	42	53
d6	59,3	72,3
d7	7	7
d8	21	26
d10	23	29
f1	26	26
f2	42	42
f3	18	18
l1	20	25
l2	4	5
l4	11,42	14,13

Forme F

- Utilisation pour des broches à hautes fréquences, les machines à usiner le bois.
- Avec èpaulement agrandi.
- Possibilité d'alimentation centrale du liquide de lubrification par tube d'arrosage.

Forma F

- *Usato su elettromandrini e su macchine per il legno.*
- *Con flangia maggiorata.*
- *Adduzione refrigerante al centro.*

Form F

- Anwendung für Hochfrequenzspindeln, Holzbearbeitungmaschinen.
- Mit vergrößertem Bund.
- Zentrale Kühlmittelzufuhr über Kühlmittelrohr möglich.

Form F

- *Used for high frequency spindles and wood machining.*
- *With larger collar.*
- *Central coolant supply possible trough coolant hose.*

Form F

- 用于高频率轴及木材加工。
- 具备大项圈。
- 可通过冷却剂管道进行中央冷却剂供应。

STEILGEKELAUFNAHMEN KINTEK HSK

TECHNISCHE DATEN

ALLE KINTEK - STEILGEKELAUFNAHMEN WERDEN NACH DEN DIN - NORMEN ANGEFERTIGT.
(DIESE NORMEN SEHEN DIE GLEICHEN TOLERANZKLASSEN FÜR DIE DIN 69893 A+C, B+D, E, F AUFNAHMEN VOR)

KEGELSCHAFTTOLERANZEN

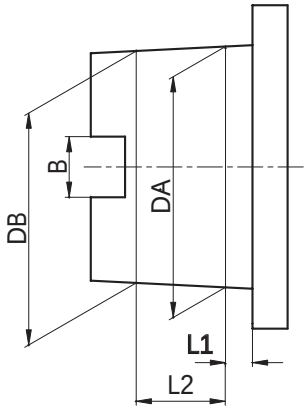

HSK	L1	L2	D.A.		D.B.		B (uniquement type A+C)
32 A+C	3,2	7,3	24	+0.005 +0.007	23,27	+0.003 +0.005	7.05 +/- 0.04
40 A+C+E	4	9,5	30	+0.005 +0.007	29,05	+0.003 +0.005	8.05 +/- 0.04
40 B+D	3,2	7,3	24	+0.005 +0.007	23,27	+0.003 +0.005	-
50 A+C+E	5	11	38	+0.006 +0.009	36,9	+0.003 +0.006	10.54 +/- 0.04
50 B+D+F	4	9,5	30	+0.005 +0.007	29,05	+0.003 +0.005	-
63 A+C+E	6,3	14,7	48	+0.007 +0.011	46,53	+0.003 +0.007	12.54 +/- 0.04
63 B+D+F	5	11	38	+0.006 +0.009	36,9	+0.003 +0.006	-
100 A+C	10	24	75	+0.009 +0.015	72,6	+0.003 +0.009	20.02 +/- 0.04
100 B+D	8	19	60	+0.008 +0.013	58,1	+0.003 +0.008	-

SPANNZANGENAUFNAHME RUNDLAUFGENAUIGKEIT

Die DIN69882-6 Norm schreibt eine Rundlaufgenauigkeit zwischen Aussenkegel und Innenkegel / Spannzangensitz für die DIN 6499- Spannzangenaufnahmen von 0,005 vor.

AUFSTECKFRÄSDORNE - RUNDLAUFGENAUIGKEIT

Kintek-Aufsteckfräsdorne entsprechen der DIN 69882-2 Norm, die für die Ø 16,22,27,32 eine Rundlaufgenauigkeit von 0,01 vorsieht.

WELDON - AUFSTECKFRÄSDORNE - RUNDLAUFGENAUIGKEIT

Nach der DIN 69882-4 Norm muß der Weldon- Aufsteckfräsdorn die folgenden Forderungen aufweisen:
Bohrung: H5
Rundlaufgenauigkeit: 0.005.

WUCHTUNG

Alle Steilkegelaufnahmen dieser Gruppe sind in Klasse G6,3 auf 8.000 U/Min. -1 vorgewuchtet oder G2,5 auf 20.000 U/Min -1 gewuchtet..
Neben der Übersichtstabelle der Produkte wird das Wuchtgüte angegeben.

KONSTRUKTIONSDATEN

- aus legiertem Einsatzstahl angefertigt
- in der Einsatzhärtetiefe von 0,4 - 0,5 mm zementiert
- gehärtet, angelassen
- Härte HRC58 +-2, Festigkeit 800-1000 N/mm2
- brüniert
- inneres, äußeres Schleifen und am Gewinde der Spannzangenmutter
- 100% durch zertifizierte Meßinstrumente geprüft.

KINTEK TOOLHOLDERS

TECHNICAL INFORMATION

ALL KINTEK TOOLHOLDERS ARE MANUFACTURED ACCORDING TO DIN NORMS.
(THESE NORMS PROVIDE THE SAME CLASSES OF TOLERANCE FOR THE ATTACHMENT DIN69893 A+C, B+D, E, F)

CONE'S TOLERANCE

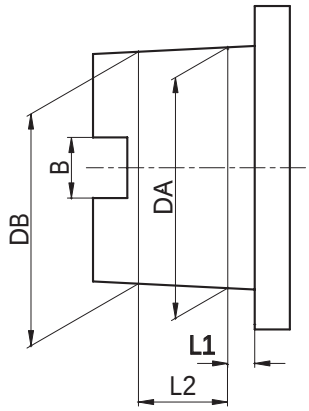

HSK	L1	L2	D.A.		D.B.		B (only type A+C)
32 A+C	3,2	7,3	24	+0.005 +0.007	23,27	+0.003 +0.005	7.05 +/- 0.04
40 A+C+E	4	9,5	30	+0.005 +0.007	29,05	+0.003 +0.005	8.05 +/- 0.04
40 B+D	3,2	7,3	24	+0.005 +0.007	23,27	+0.003 +0.005	-
50 A+C+E	5	11	38	+0.006 +0.009	36,9	+0.003 +0.006	10.54 +/- 0.04
50 B+D+F	4	9,5	30	+0.005 +0.007	29,05	+0.003 +0.005	-
63 A+C+E	6,3	14,7	48	+0.007 +0.011	46,53	+0.003 +0.007	12.54 +/- 0.04
63 B+D+F	5	11	38	+0.006 +0.009	36,9	+0.003 +0.006	-
100 A+C	10	24	75	+0.009 +0.015	72,6	+0.003 +0.009	20.02 +/- 0.04
100 B+D	8	19	60	+0.008 +0.013	58,1	+0.003 +0.008	-

COLLET CHUCK'S RUNOUT ACCURACY

The norm DIN 69882-6 permits a runout error of 0,005 mm. for DIN 6499 collet chucks.

SHELL END MILL ADAPTOR'S RUNOUT ACCURACY

Our shell end mill adaptors meet the requirements of the norm DIN 69882-2, which prescribes for diameters Ø 16,22,27,32 a runout accuracy of 0,01

WELDON END MILL HOLDER'S RUNOUT ACCURACY

According to norm DIN 69882-4 Weldon end mill holders have to meet the following requirements:
Bore: H5
Runout accuracy: 0.005.

BALANCING

All our toolholders of this category are pre-balanced in grade G6.3 at 8000 rpm or balanced G2,5 *at 20000 rpm.*
Besides the descriptive and dimensional table of products you can find the addictive balancing grade.

CONSTRUCTIVE FEATURES

- *Manufactured with Casehardening Steel.*
- *Casehardened with depth 0,4 - 0,5 mm*
- *Hardened-Tempered*
- *Hardness HRC 58+-2, Strength 800-1000 N/mm2*
- *Black oxided*
- *Thread of collet nuts, internal and external diameters are completely grinding finished*
- *Tested 100% with certified measuring instruments.*

ОПРАВКИ KINTEK

ТЕХНИЧЕСКОЕ ОПИСАНИЕ

Все оправки Kintek произведены согласно стандарту DIN.
(Эти нормы обеспечивают тот же класс точности как DIN 6983 A+C, B+D, E, F)

ТОЧНОСТЬ КОНУСА

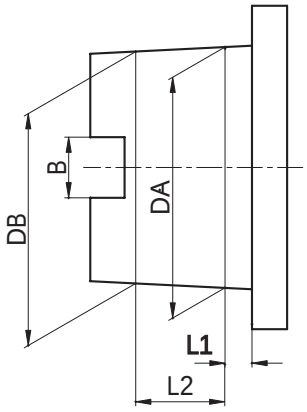

HSK	L1	L2	D.A.		D.B.		B (uniquement type A+C)
32 A+C	3,2	7,3	24	+0.005 +0.007	23,27	+0.003 +0.005	7.05 +/- 0.04
40 A+C+E	4	9,5	30	+0.005 +0.007	29,05	+0.003 +0.005	8.05 +/- 0.04
40 B+D	3,2	7,3	24	+0.005 +0.007	23,27	+0.003 +0.005	-
50 A+C+E	5	11	38	+0.006 +0.009	36,9	+0.003 +0.006	10.54 +/- 0.04
50 B+D+F	4	9,5	30	+0.005 +0.007	29,05	+0.003 +0.005	-
63 A+C+E	6,3	14,7	48	+0.007 +0.011	46,53	+0.003 +0.007	12.54 +/- 0.04
63 B+D+F	5	11	38	+0.006 +0.009	36,9	+0.003 +0.006	-
100 A+C	10	24	75	+0.009 +0.015	72,6	+0.003 +0.009	20.02 +/- 0.04
100 B+D	8	19	60	+0.008 +0.013	58,1	+0.003 +0.008	-

БИЕНИЕ ЦАНГОВЫХ ПАТРОНОВ

В соответствие с нормами DIN 69882-6, допустимое биение составляет 0,005 мм для цанговых патронов по DIN 6499.

БИЕНИЕ ОПРАВОК ДЛЯ НАСАДНЫХ ФРЕЗ

Патроны изготовлены в соответствие с требованиями DIN 69882-2, согласно которым биение для диаметров 16-22-27-32-40 составляет 0,01.

БИЕНИЕ ПАТРОНОВ С КРЕПЛЕНИЕМ WELDON

Оправки соответствуют следующим требованиям DIN 69882-4:
Точность отверстия: H5
Биение: 0,005

БАЛАНСИРОВКА

Оправки данной категории предварительно сбалансированы по классу G6,3 при 8000 об/мин или 15000 об/мин.
Вы можете заказать более точную балансировку, чем указано в таблицах.

КОНСТРУКТИВНЫЕ ОСОБЕННОСТИ

- *Изготовлены из стали с последующей цементацией*
- *Цементация на глубину 0,4 - 0,5 мм*
- *Оправки подвергнуты закалке и отпуску*
- *Твердость 58+/-2 HRC, прочность 800-1000 Н/мм2*
- *Защитно-декоративное покрытие черного цвета*
- *Шлифованные внешние и внутренние диаметры, а также резьба гаек цанговых патронов.*
- *Каждая оправка испытана на сертифицированном оборудовании*

MANDRINS KINTEK HSK

DONNEES TECHNIQUES

TOUS LES MANDRINS PORTE-OUTILS KINTEK SONT FABRIQUÉS SELON LES LES NORMES DIN
(QUI PRÉVOIENT LES MÊMES CLASSES DE TOLÉRANCE POUR LES ATTACHEMENT DIN69893 A+C, B+D, E, F)

TOLERANCE DU CONE

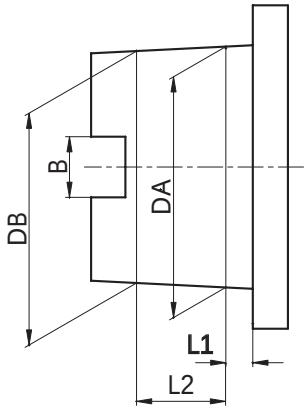

HSK	L1	L2	D.A.		D.B.		B (uniquement type A+C)
32 A+C	3,2	7,3	24	+0.005 +0.007	23,27	+0.003 +0.005	7.05 +/- 0.04
40 A+C+E	4	9,5	30	+0.005 +0.007	29,05	+0.003 +0.005	8.05 +/- 0.04
40 B+D	3,2	7,3	24	+0.005 +0.007	23,27	+0.003 +0.005	-
50 A+C+E	5	11	38	+0.006 +0.009	36,9	+0.003 +0.006	10.54 +/- 0.04
50 B+D+F	4	9,5	30	+0.005 +0.007	29,05	+0.003 +0.005	-
63 A+C+E	6,3	14,7	48	+0.007 +0.011	46,53	+0.003 +0.007	12.54 +/- 0.04
63 B+D+F	5	11	38	+0.006 +0.009	36,9	+0.003 +0.006	-
100 A+C	10	24	75	+0.009 +0.015	72,6	+0.003 +0.009	20.02 +/- 0.04
100 B+D	8	19	60	+0.008 +0.013	58,1	+0.003 +0.008	-

COAXIALITE' PORTE-PINCE

La norme DIN 69882-6 permet une erreur de 0,005 mm. Maximum pour les porte-pinces DIN 6499

COAXIALITE' PORTE-FRAISES FIXES ET COMBINES

Les porte-fraises fixes et combinés suivent les spécifications de la norme DIN 69882-2 qui prévoit pour les diamètres Ø 16,22,27,32 une coaxialité de 0,01

COAXIALITE' PORTE-FRAISES WELDON

Suivant les spécifications DIN 69882-4 les porte-fraises WELDON doivent suivre les conditions suivantes:
Trou: H5
Coaxialité: 0.005.

EQUILIBRAGE

La plupart des porte-outils sont pré-équilibrés en classe G 6,3 8000 Tr/Min -1. ou équilibrés G2,5 à 20000 Tr/Min-1.
A côté du tableau de description et dimensions des produits il y a indiqué la valeur d'équilibrage additionnelle.

ELEMENTS DE CONSTRUCTION

- Produits en acier cémenté allié.
- Cémentés avec une profondeur 0,4 - 0,5 mm
- Trempés - Revenus
- Dureté HRC 58 +- 2 résistance 800-1000 N/ mm2
- Brunis
- Rectification du cône intérieur, extérieur et dans le filetage des écrous qui serrent la pince.
- Contrôlés à 100 % avec des instruments de mesure certifiés.

MANDRINI KINTEK CON ATTACCO HSK

DATI TECNICI

TUTTI I MANDRINI PORTAUTENSILI KINTEK VENGONO PRODOTTI SECONDO LE NORMATIVE DIN (DETTE NORMATIVE PREVEDONO LE STESSE CLASSI DI TOLLERANZA PER GLI ATTACCHI DIN69893 A+C, B+D, E, F)

TOLLERANZA DEL CONO

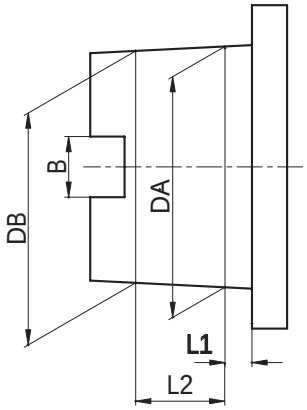

HSK	L1	L2	D.A.		D.B.		B (only type A+C)
32 A+C	3,2	7,3	24	+0.005 +0.007	23,27	+0.003 +0.005	7.05 +/- 0.04
40 A+C+E	4	9,5	30	+0.005 +0.007	29,05	+0.003 +0.005	8.05 +/- 0.04
40 B+D	3,2	7,3	24	+0.005 +0.007	23,27	+0.003 +0.005	-
50 A+C+E	5	11	38	+0.006 +0.009	36,9	+0.003 +0.006	10.54 +/- 0.04
50 B+D+F	4	9,5	30	+0.005 +0.007	29,05	+0.003 +0.005	-
63 A+C+E	6,3	14,7	48	+0.007 +0.011	46,53	+0.003 +0.007	12.54 +/- 0.04
63 B+D+F	5	11	38	+0.006 +0.009	36,9	+0.003 +0.006	-
100 A+C	10	24	75	+0.009 +0.015	72,6	+0.003 +0.009	20.02 +/- 0.04
100 B+D	8	19	60	+0.008 +0.013	58,1	+0.003 +0.008	-

COASSIALITÀ PORTAPINZA

La normativa DIN 69882-6. ammette un'errore massimo di 0,005 mm. per i portapinze DIN 6499

COASSIALITÀ PORTAFRESE FISSI E COMBINATI

I portafrese fissi e combinati rispondono ai criteri prescritti dalla norma DIN 69882-2 la quale prevede per i Ø 16,22,27,32 una coassialita' di 0,01

COASSIALITÀ PORTAFRESE WELDON

Secondo la normativa DIN 69882-4 il portafrese WELDON deve rispondere ai seguenti requisiti:
Foro: H5
Coassialitá: 0.005.

EQUILIBRATURA

Tutti i nostri mandrini presenti in questa categoria sono prebilanciati in classe G6.3 a 8000 rpm min-1 o bilanciati G2,5 *a 20000 giri rpm min-1.*
A fianco della tabella descrittiva e dimensionale dei prodotti viene elencato il grado di equilibratura aggiuntiva

DATI COSTRUTTIVI

- *Costruiti in acciaio da cementazione legato.*
- *Cementati con profondità 0,4 - 0,5 mm*
- *Temprati-rinvenuti*
- *Durezza HRC 58 +- 2 resistenza 800-1000 N/ mm2*
- *Bruniti*
- *Finitura di rettifica interna, esterna e nelle filettature delle ghiere chiudipinza*
- *Collaudati 100% con strumenti di misura certificati.*

KINTEK 刀柄

技术参数

所有 KINTEK 刀柄均是根据 DIN 标准制造的。
(这些标准规定了与附件 DIN69893 A+C, B+D, E, F 相同级别的误差)。

锥体误差

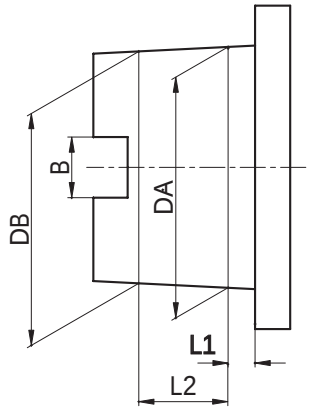

HSK	L1	L2	D.A.		D.B.		B (only type A+C)
32 A+C	3,2	7,3	24	+0.005 +0.007	23,27	+0.003 +0.005	7.05 +/- 0.04
40 A+C+E	4	9,5	30	+0.005 +0.007	29,05	+0.003 +0.005	8.05 +/- 0.04
40 B+D	3,2	7,3	24	+0.005 +0.007	23,27	+0.003 +0.005	-
50 A+C+E	5	11	38	+0.006 +0.009	36,9	+0.003 +0.006	10.54 +/- 0.04
50 B+D+F	4	9,5	30	+0.005 +0.007	29,05	+0.003 +0.005	-
63 A+C+E	6,3	14,7	48	+0.007 +0.011	46,53	+0.003 +0.007	12.54 +/- 0.04
63 B+D+F	5	11	38	+0.006 +0.009	36,9	+0.003 +0.006	-
100 A+C	10	24	75	+0.009 +0.015	72,6	+0.003 +0.009	20.02 +/- 0.04
100 B+D	8	19	60	+0.008 +0.013	58,1	+0.003 +0.008	-

弹簧夹头的径向跳动精度

DIN69882-6 标准允许 DIN 6499 弹簧夹头的径向跳动误差为 0,005 毫米。

平面铣接头的径向跳动精度

我公司的平面铣接头满足 DIN 69882-2 标准要求，该标准规定了直径为 16，22，27，32 的径向跳动精度为 0, 01。

威尔登端铣夹具的径向跳动精度

根据 DIN 69882-4 标准规定，威尔登端铣夹具必须要达到下列要求：
孔：H5
径向跳动精度：0.005.

平衡

我公司生产的所有这一类的刀柄，预先测试平衡均达到了 G6.3 级的 8000 转/分钟或 G2,5 级的 20000 转/分钟。
除了产品的描述和尺寸表格以外，还可找到平衡等级。

结构特点

- 用表面硬化钢材制造。
- 硬化深度达 0,4 – 0,5 毫米。
- 经过硬化及回火处理。
- 硬度达 HRC 58+-2，强度达 800-1000 N / 平方毫米。
- 黑色氧化。
- 夹头螺母的螺纹，内径和外径均进行了表面打磨处理。
- 100% 使用经过认证的测量仪器检测。

SPANNZANGENFUTTER ER TYPE
ER COLLET CHUCKS
ЦАНГОВЫЕ ПАТРОНЫ ER

MANDRINS A PINCES TYPE ER
MANDRINI PORTAPINZA TIPO ER
ER 弹簧夹头

DIN 6499

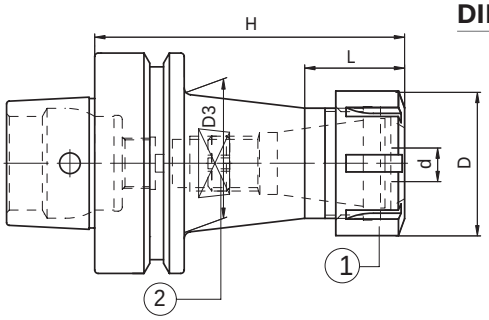

	HSK	Code N.	Description	H	d	D	ER	L	D3	G2,5 20000 RPM
STANDARD	50	214-37401	HSK50FH80ER16M	80	0,5÷10	22	16M	-	-	●
	50	214-37402	HSK50FH80ER25	80	1÷16	42	25	-	-	●
	63	214-37404	HSK63FH100ER16M	100	0,5÷10	22	16M	47	26	●
	63	214-37405	HSK63FH100ER25	100	1÷16	42	25	32	41	●
	63	214-37406	HSK63FH100ER32	100	2÷20	50	32	35	46	●
	63	214-37407	HSK63FH80ER40	80	3÷30	63	40	-	-	●
	63	214-37408	HSK63FH120ER40	120	3÷30	63	40	-	-	●

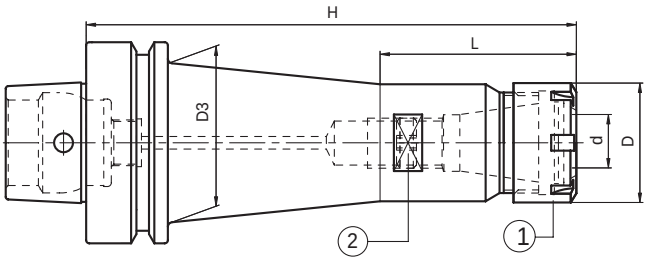

	HSK	Code N.	Description	H	d	D	ER	L	D3	G2,5 20000 RPM
EXTENDED	63	214-37411	HSK63FH160ER16M	160	0,5÷10	22	16M	57	35	●
	63	214-37412	HSK63FH160ER25M	160	1÷16	35	25M	68	41	●
	63	214-37413	HSK63FH160ER32	160	2÷20	50	32	78	48	●

Ersatzteile • *Spare parts* • Pièces détachées • *Componenti* • *Запасные части* • 零件

ER	Nut	Stop screw	Wrench
	1	2	
16M	812-203013	811-303119	816-203009
25M	812-203015	811-303121	816-203011
25	812-203001	811-303121	816-203001
32	812-203002	811-303118	816-203002
40/H120	812-203003	811-303122	816-203003
40/H68;80	812-203003	-	816-203003

ZYLINDERSCHAFTAUFNAHME WELDON
END MILL HOLDERS WELDON
ОПРАВКИ С КРЕПЛЕНИЕМ WELDON

MANDRINS POUR OUTILS TYPE WELDON
MANDRINI PORTAFRESE TIPO WELDON
威尔登式端铣夹具

DIN 1835/B

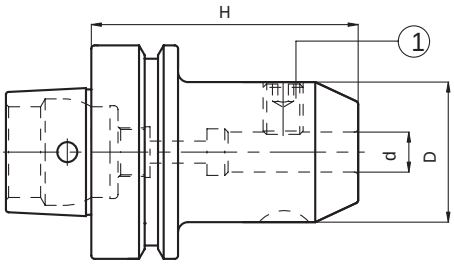

HSK	Code N.	Description	H	d	D	G2,5 20000 RPM
63	213-17407	HSK63FH75WE06	75	6	25	•
63	213-17408	HSK63FH75WE08	75	8	28	•
63	213-17409	HSK63FH75WE10	75	10	35	•
63	213-17410	HSK63FH80WE12	80	12	42	•
63	213-17411	HSK63FH80WE16	80	16	48	•
63	213-17412	HSK63FH85WE20	85	20	52	•
63	213-17413	HSK63FH110WE25	110	25	65	•

Ersatzteile • *Spare parts* • Pièces détachées • *Componenti* • *Запасные части* • 零件

d	Locking screw	Quantity
	1	
6	811-106001	1
8	811-106002	1
10	811-106004	1
12	811-106005	1
16	811-106006	1
20	811-106007	1
25	811-106008	2

AUFSTECKFRÄSDORNE FÜR FRÄSER MIT QUERNUT
FACE MILL HOLDERS-TENONS DRIVE
ОПРАВКИ ДЛЯ НАСАДНЫХ ФРЕЗ

MANDRINS PORTE-FRAISES-ENTRAINEMENT PAR TENONS
MANDRINI PORTAFRESE A TRASCINAMENTO FISSO
平面铣刀柄 – 凸榫驱动

ISO 3937

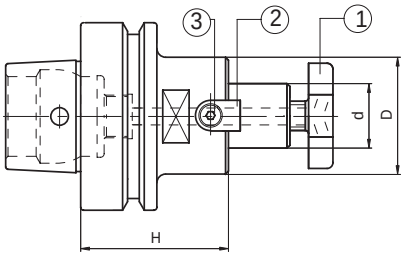

HSK	Code N.	Description	H	d	D	G2,5 20000 RPM
63	216-77404	HSK63FH45D16F	45	16	38	•
63	216-77405	HSK63FH50D22F	50	22	48	•
63	216-77406	HSK63FH55D27F	55	27	58	•
63	216-77407	HSK63FH60D32F	60	32	78	•
63	216-77408	HSK63FH65D40F	65	40	88	•

Ersatzteile • *Spare parts* • Pièces détachées • *Componenti* • *Запасные части* • 零件

d	Cross screw	Cross screw on enquiry	Dog	Screw	Wrench
	1	1	2	3 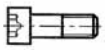	
16	811-107003	811-107013	814-202280	811-101004	816-130002
22	811-107004	811-107014	814-202250	811-101011	816-130003
27	811-107005	811-107015	814-202270	811-101018	816-130004
32	811-107006	811-107016	814-202630	811-101029	816-130005
40	811-107007	811-107017	814-202710	811-101029	816-130006

ROHLINGE MIT WEICHEM SCHAFT
BLANCK TOOLHOLDERS WITH SOFT SHANK
ЗАГОТОВКИ ДЛЯ ОПРАВОК НЕЗАКАЛЕННЫЕ

EBAUCHE
MANDRINI SEMILAVORATI A STELO TENERO
带软柄的切断刀柄

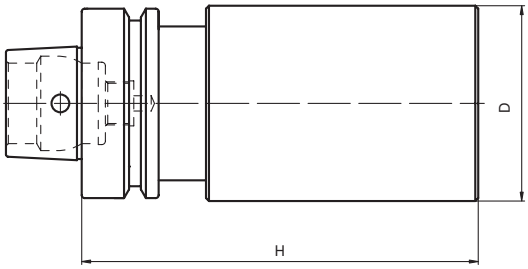

HSK	Code N.	Description	H	D
63	217-17402	HSK63FH200D63SM	200	63

GREIFER FÜR WERKZEUGMAGAZIN

Dank unserer intensiven und engen Zusammenarbeit mit den berühmtesten Maschinenherstellern Europas haben wir eine sehr gute Erfahrung auch in dem Bereich Magazinkassetten entwickelt. Gerne bieten wir Ihnen folgende Ausführungen: für ISO, HSK und alle andere, nach Ihrem Wunsch.

CLAMPING FINGERS FOR TOOL MAGAZINES

Thanks to our constant and exhaustive co-operation with the most famous machine tool makers we develop a very good experience into the manufacturing of high precision clamping fingers for toolmagazines. Our range includes clampers for the most popular attachements: ISO CONES, HSK Holders but of course we are open to any new version, according to the customer's drawing.

PINCES DE LOGEMENT POUR LE MAGASIN DES MACHINES OUTILS

Gràce a notre constante et intensive collaboration avec les plus célèbres constructeurs des machine outils, nous avons développé une bonne expérience pour la production de pinces des logement pour le magasin des machines outils. Dans notre gamme il y a attachements: ISO, HSK et autres. Naturellement nous sommes ouverts à construir autres tipes de pinces suite aux differents plans du client.

PINZE ALLOGGIAMENTO PORTAUTENSILI PER MAGAZZINI MACCHINE UTENSILI

Grazie alla nostra costante ed intensa collaborazione con i più famosi costruttori di macchine utensili, abbiamo sviluppato una buona esperienza nella produzione di Pinze ad alta precisione per l'alloggiamento nei magazzini di macchine utensili.
Nella nostra gamma sono presenti attacchi: ISO, HSK ed altri, e naturalmente siamo aperti ad altre versioni secondo disegno del cliente.

ЗАХВАТЫ ДЛЯ ИНСТРУМЕНТАЛЬНОГО МАГАЗИНА

Благодаря постоянному и тесному сотрудничеству с самыми известными производителями инструмента мы получили большой опыт в изготовлении высокоточных захватов для инструментальных магазинов. Линейка захватов включает в себя самые часто используемые модели: для конусов ISO и HSK. Разумеется, мы готовы изготовить специальный захват по чертежам заказчика.

刀具库使用的夹具

由于我公司长期与著名的机器工具制造商进行全面的合作，我公司已经积累了制造工具库使用高精度夹具的丰富经验。我们的产品范围包括最受欢迎的附件夹具：*ISO* 锥体、*HSK*，当然，我公司也乐于制造根据客户提供的图纸确定的任何新版本的产品。

GREIFER / CLAMPING FINGERS / ЗАХВАТЫ / PINCES / PINZE / 夹具

		Codice/Code	Peso del mandrino / Toolholder 's weight: Max. Load in vertical Pos .(kg)	Max. Load in upper Pos .(kg)	Max. Load in lower Pos .(kg)	Lunghezza del mandrino (mm) Tool's length (mm)	Molla/Spring	
CAS-HSK63A		832-018030	14,6	7,8	4,1	250	SN 2540-16-76	A
		832-018470	21	11,2	5,9	250	SN 2560-16-76	B
CAS-HSK100A		832-018020	40	20,5	11	400	SDF600-20x102	A
		832-018480	80	50	27	400	SDF700-20x102	B
CAS-C6		832-007940	15,6	8,3	4,4	250	SN 2540-16-76	A
		832-018490	22,3	11,9	6,3	250	SN 2560-16-76	B
CAS-C8		832-018050	18,2	10,5	5,1	250	SDF600-16x89	A
		832-018500	29	16,7	8,2	250	SDF700-16x89	B
CAS-KM 63-2		832-007980	14,4	7,7	4	250	SN 2540-16-76	A
		832-018510	20,5	10,9	5,8	250	SN 2560-16-76	B
CAS-TC 40		832-018520	14,6	7,8	4,1	250	SN 2540-16-76	A
		832-018530	21	11,2	5,9	250	SN 2560-16-76	B
CAS-TC50		832-018360	25	13	7	400	SDF500-20x102	C
		832-018210	40	27	15	400	SDF600-20x102	A
CAS-BT 40		832-018540	14,6	7,8	4,1	250	SN 2540-16-76	A
		832-018550	21	11,2	5,9	250	SN 2560-16-76	B
CAS-BT 50		832-018370	25	13	7	400	SDF500-20x102	C
		832-018200	61	31	17	400	SDF600-20x102	A

A- Mittelkraft Feder / Middle Strength Spring / Пружина средней жесткости / Ressort moyen force / Molla Forza Media / 中等强度的弹簧
B- Verstärkte Feder / Stiffened Spring / Пружина повышенной жесткости / Ressort renforcé / Molla Rinforzata / 强化弹簧
C- Normale Feder / Normal Spring / Пружина нормальной жесткости / Ressort normal / Molla Normale / 正常弹簧

GREIFER FÜR WERKZEUGMAGAZIN
CLAMPING FINGERS
ЗАХВАТЫ

PINCES DE LOGEMENT POUR LE MAGASIN DES MACHINES OUTILS
PINZE PER MAGAZZINI UTENSILI
夹具

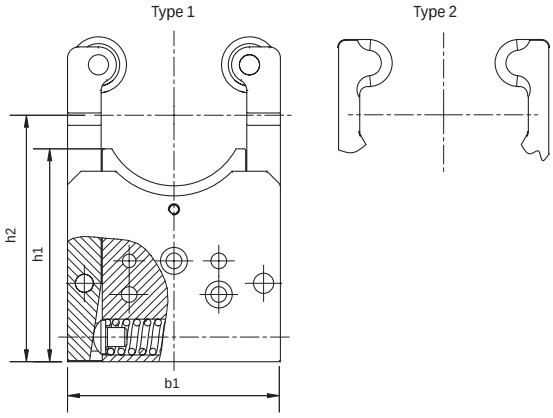

Code N.	Tool	b1	h1	h2	Type	Type spring
832-018030	HSK 63A	95	95	110	1	A
832-018470	HSK 63A	95	95	110	1	B
832-018020	HSK 100A	135	118	139	2	A
832-018480	HSK 100A	135	118	139	2	B
832-007940	C63	95	91	110	1	A
832-018490	C63	95	91	110	1	B
832-018050	C80	105	85	110	1	A
832-018500	C80	105	85	110	1	B
832-007980	KM 63	95	100	110	2	A
832-018510	KM 63	95	100	110	2	B
832-018520	TC 40	95	95	110	1	A
832-018530	TC 40	95	95	110	1	B
832-018360	TC 50	135	118	139	2	C
832-018210	TC 50	135	118	139	2	A
832-018540	BT 40	95	95	110	1	A
832-018550	BT 40	95	95	110	1	B
832-018370	BT 50	135	118	139	2	C
832-018200	BT 50	135	118	139	2	A

A- Mittelkraft Feder / Middle Strength Spring / Пружина средней жесткости / Ressort moyen force / Molla Forza Media / 中等强度的弹簧
B- Verstärkte Feder / Stiffened Spring / Пружина повышенной жесткости / Ressort renforcé / Molla Rinforzata / 强化弹簧
C- Normale Feder / Normal Spring / Пружина нормальной жесткости / Ressort normal / Molla Normale / 正常弹簧

HSK ACCESSORIES

DIN 69893 A

HSK	Code N.	Description	D	H
32	217-71720	HSK32AH176D25BC	25	176
40	217-71721	HSK40AH180D25BC	25	180
40	217-71702	HSK40AH300D32BC	32	300
50	217-71722	HSK50AH236D32BC	32	236
50	217-71703	HSK50AH300D40BC	40	300
63	217-71724	HSK63AH346D40BC	40	346
63	217-71704	HSK63AH380D40BC	40	380
100	217-71705	HSK100AH350D40BC	40	350

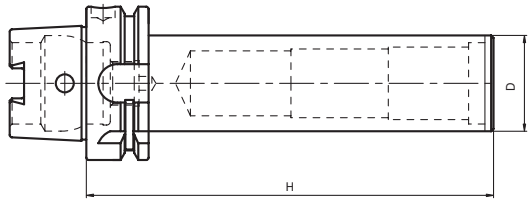

DIN 69893 C

HSK	Code N.	Description	D	H
40	217-71909	HSK40CH125D25BC	25	125
50	217-71910	HSK50CH125D32BC	32	125
63	217-71911	HSK63CH160D40BC	40	160
100	217-71913	HSK100CH160D40BC	40	160

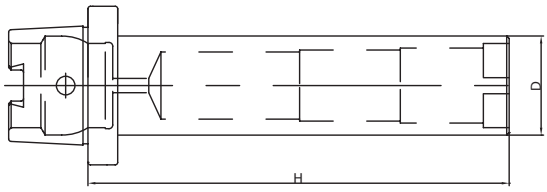

DIN 69893 B+D

HSK	Code N.	Description	D	H
63	217-71803	HSK63BH380D40BC	40	380

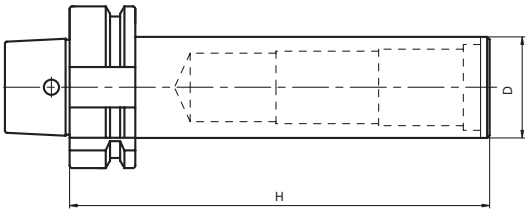

DIN 69893 E

HSK	Code N.	Description	D	H
63	217-77303	HSK63EH390D40BC	40	390

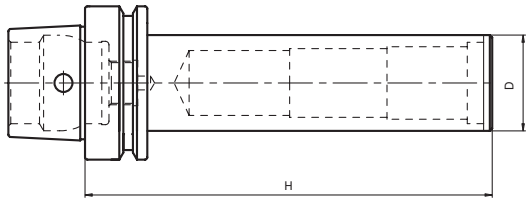

DIN 69893 F

HSK	Code N.	Description	D	H
50	217-77401	HSK50FH300D40BC	40	300
63	217-77402	HSK63FH380D40BC	40	380

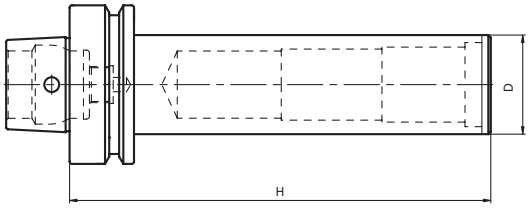

IM HOLZKASTEN UND MIT MESSPROTOKOLL GELIEFERT
SUPPLIED IN WOODEN BOXES AND WITH TEST CERTIFICATE
FOURNIES EN BOÎTES DE BOIS ET AVEC CERTIFICAT DE CONTROLE
FORNITE IN CASSETTA DI LEGNO E CON CERTIFICATO DI COLLAUDO
ПОСТАВЛЯЮТСЯ В ДЕРЕВЯННОМ ЯЩИКЕ С СЕРТИФИКАТОМ СООТВЕТСТВИЯ
木箱供货，配备检测证书

HSK - PRÜFDORNE

TECHNISCHE DATEN

KEGELSCHAFTTOLERANZEN

NACH DIN 69893 ANGEFERTIGT

PRÜFDORNTOLERANZEN

Durchmesser	Rundlaufgenauigkeit	Zylindrizität
+/-0.05	0.005	0.003

KONSTRUKTIONSDATEN

- aus legiertem Einsatzstahl angefertigt
- in der Einsatzhärtetiefe von 0,4 - 0,5 mm zementiert
- Gehärtet, angelassen, brüniert
- Härte HRC58 +- 2, Festigkeit 800-1000 N/ mm2
- Inneres, äußeres Schleifen
- 100% durch zertifizierte Meßinstrumente geprüft

HSK CONTROL PINS

TECHNICAL FEATURES

CONE'S TOLERANCE

ACCORDING TO DIN 69893

PIN'S TOLERANCE

Diameter	Runout accuracy	Cilindricity
+/-0.05	0.005	0.003

CONSTRUCTIVE FEATURES

- *Manufactured with casehardening Steel*
- *Casehardened with depth 0,4 - 0,5 mm*
- *Hardened - Tempered - Black oxided*
- *Hardness HRC 58+-2, Strength 800-100 N/mm2*
- *Internal and external grinding finish*
- *Tested 100% with certified measuring instruments*

КОНТРОЛЬНЫЕ ОПРАВКИ HSK

ТЕХНИЧЕСКОЕ ОПИСАНИЕ

ТОЧНОСТЬ КОНУСА

СООТВЕТСТВУЕТ КЛАССУ AT3.

ТОЧНОСТЬ ЦИЛИНДРА

Diameter	Runout accuracy	Cilindricity
+/-0.05	0.005	0.003

КОНСТРУКТИВНЫЕ ОСОБЕННОСТИ

- Изготовлены из стали с последующей цементацией
- Цементация на глубину 0,4 - 0,5 мм
- Оправки подвергнуты закалке и отпуску. Защитно-декоративное покрытие черного цвета.
- Твердость 58+/-2 HRC, прочность 800-1000 Н/мм2
- Шлифованные внешние и внутренние поверхности
- Каждая оправка испытана на сертифицированном оборудовании

BARRES DE CONTROLE HSK — DONNEES TECHNIQUES

TOLERANCE DU CONE

FABRIQUES SELON DIN 69893

TOLERANCE DE LA BARRE

Diamètre	Coaxialité	Cylindricité
+/-0.05	0.005	0.003

ELEMENTS DE CÔNSTRUCTION

- Produites en acier cémenté certifié et allié au Ni.Cr.Mo.
- Cémentés avec profondeur 0,4 - 0,5 mm
- Trempés - Revenues - Brunies
- Dureté HRC 58 +- 2 résistance 800-1000 N/ mm2
- Finition de rectification intérieure, extérieure
- Contrôlèes à 100% avec des instruments de mesure certifiés

BARRE DI CONTROLLO HSK — *DATI TECNICI*

TOLLERANZA DEL CONO

PRODOTTI SECONDO DIN 69893

TOLLERANZE DELLA BARRA

Diametro	Coassialità	Cilindricità
+/-0.05	0.005	0.003

DATI COSTRUTTIVI

- *Costruite in acciaio da cementazione certificati e legati*
- *Cementate con profondità 0,4 - 0,5 mm*
- *Temprate-rinvenute-brunite*
- *Durezza HRC 58 +- 2 resistenza 800-1000 N/ mm2*
- *Finitura di rettifica interna, esterna*
- *Collaudate 100% con strumenti di misura certificati*

HSK控制销 — 技术特点

锥体误差

符合 *DIN 69893* 标准。

销的误差

Diameter	Runout accuracy	Cilindricity
+/-0.05	0.005	0.003

结构特点

- 用表面硬化钢材制造。
- 硬化深度达 *0,4 - 0,5* 毫米。
- 经过硬化及回火处理。黑色氧化。
- 硬度达 *HRC 58+-2*，强度达 *800-1000 N* / 平方毫米。
- 内部及外部表面进行打磨处理。
- *100%* 使用经过认证的测量仪器检测过。

HSK	Code N
A+C 32	237-32150
A+C 40	237-32250
A+C 50	237-32350
A+C 63	237-32450
A+C 100	237-32650
B+D 40	237-32260
B+D 50	237-32360
B+D 63	237-32460
B+D 100	237-32660
E4,F40	237-32270
E50,F50	237-32370
E63,F63	237-32470

Dieses unkompliziertes System erlaubt die schnelle und sichere Montage und Demontage von Steilkegelaufnahmen in horizontaler und vertikaler Lage. Das Risiko der Werkzeugbeschädigung ist ausgeschlossen. Es eignet sich natürlich auch für modulare HSK-Aufnhmen.

It is very useful for all assembly and disassembly operations of the tools on the toolholders, either in horizontal or in vertical position. This process is carried out without any risk to damage casually the tool or the toolholder.
It is a very simple system suitable for HSK toolholders.

Il permets d'effectuer toutes les opérations de montage / assemblage / démontage des outils sur les mandrins. Ces proces se déroulent avec rationalité, sureté, vitesse et sans aucun risque d'endommagement accidentel du mandrin ou de l'outil. C'est un systéme qui offre la plus haute simplicité d'usage et il est bien indiqué pour les HSK mandrin.

Consente di effettuare tutte le operazioni di montaggio e smontaggio degli utensili sui mandrini, sia in orizzontale che in verticale. Questi procedimenti avvengono con razionalitá, sicurezza, rapiditá e senza alcun rischio di danneggiare il mandrino o l'utensile.
È il sistema che offre la massima semplicitá d'uso per i mandrini HSK.

Приспособление очень удобно для операций сборки и демонтажа инструмента, как в вертикальном, так и в горизонтальном положении. Оно позволяет избежать повреждения оправок или режущего инструмента.
Это простое приспособление подходит для монолитных оправок.

它对于所有将工具以垂直或水平方向安装在刀柄上和从工具柄上拆除，均非常有用。这一过程的执行不会对工具或刀柄产生任何破坏的风险。
这一非常简单的系统适用于 HSK 刀柄。

MONTAGEBLOCK SUPPORTS D'ASSEMBLAGE
ASSEMBLY SUPPORTS ECONOMIC VERSION SUPPORTO DI MONTAGGIO VERSIONE ECONOMICA
УСТРОЙСТВО ДЛЯ СБОРКИ ИНСТРУМЕНТА. ЭКОНОМИЧНАЯ ВЕРСИЯ. 经济型组件支架

Economic Version

Code N.	Attack
268-30001	HSK 63A-C-D-E
268-30002	HSK 100A-C-D-E

POSITIONSPRÜFUNG DES WERKZEUGWECHSLERS
POSITIONING CONTROL OF THE TOOL CHANGER ARM
CONTROLE DU POSITIONNEMENT DU BRAS CHANGEUR D'OUTIL
CONTROLLO POSIZIONE BRACETTO CAMBIO UTENSILE
ПРИБОР ДЛЯ КОНТРОЛЯ ПОЗИЦИОНИРОВАНИЯ ЗАХВАТЧИКА ДЛЯ СМЕНЫ ИНСТРУМЕНТА

Code	Cone
KIT.PRUEFD-TC40	TC40
KIT.PRUEFD-TC50	TC50
KIT.PRUEFD-BT40	BT40
KIT.PRUEFD-BT50	BT50
KIT.PRUEFD-H40A	HSK40A
KIT.PRUEFD-H50A	HSK50A
KIT.PRUEFD-H63A	HSK63A
KIT.PRUEFD-H100A	HSK100A
KIT.PRUEFD-C4	C40
KIT.PRUEFD-C5	C50
KIT.PRUEFD-C6	C63

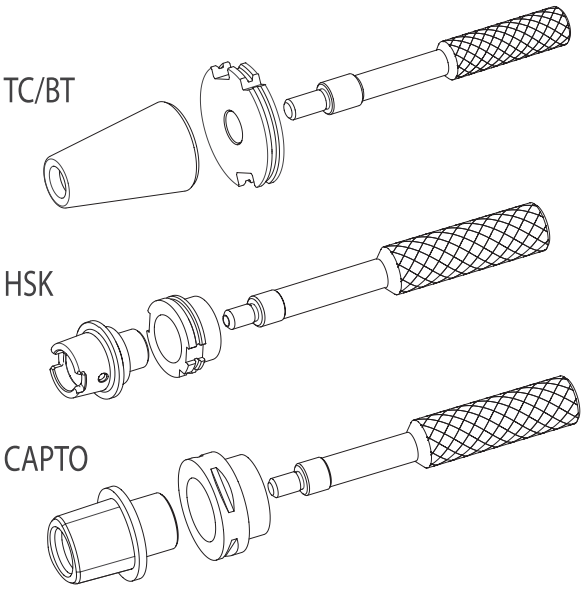

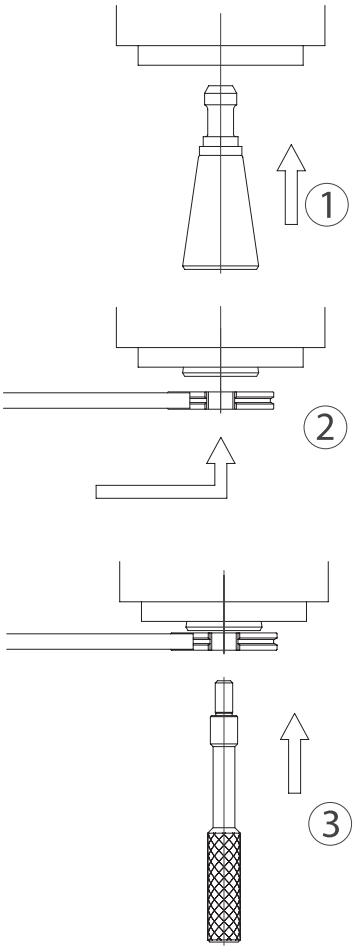

1 Nach der Montage der üblichen Anzugsbolzen spannen Sie die Aufnahme manuell in die Spindel.

2 Spannen Sie den Flansch in den Werkzeugwechsler Arm und gehen Sie näher an der Spindel.

3 Nach der Positionierung versuchen Sie, die Doppel-Durchmesser-Prüfdorne zwischen den beiden Stücken einzusetzen. Stellen Sie den Arm entsprechend ein, bis Sie die perfekte Rundlaufgenauigkeit bekommen, wenn die Dorne in die Bohrungen des Flansches und der Aufnahme ohne Übermaß hineingeht.

1 After assembling the usual pull stud,insert the cone into the spindle manually.

2 Set up the flange into the tool changer arm and go closer to the spindle.

3 After positioning, try to insert the double-diameter control pin between the two pieces. Adjust the arm accordingly until you get the perfect coaxiality so that the control bar enters the flange and the cone holes with no interferences.

1 Après le montage de la tirette, insérez manuellement le cône dans le mandrin de la machine.

2 Montez la bride dans le bras changeur d'outil et rapprochez de la machine.

3 Après le positionnement, essayez d'insérer la barre de contrôle à double diamètre entre les deux pièces. Ajustez le bras en conséquence jusqu'à ce que vous obtenez la coaxialité parfaite quand la barre entre sans interférences dans les trous de la bride et du cône.

1 Inserire manualmente il cono nel mandrino della macchina, dopo aver montato il codolo normalmente usato.

2 Montare la flangia nel bracetto cambia utensile ed avvicinarsi al naso macchina.

3 Una volta in posizione provare ad inserire la spina di controllo a doppio diametro tra i 2 pezzi. Regolare di consequenza il braccetto cambia utensile fino a raggiungere la perfetta coassilitá quando la spina entra senza interferenze nei fori della flangia e del cono.

KÜHLMITTELÜBERGABEROHR
COOLANT SUPPLY UNIT
СОПЛА ДЛЯ ВНУТРЕННЕЙ ПОДАЧИ СОЖ
DISPOSITIF DE TRANSFERT DE LIQUIDE DE LUBRIFICATION
SET ADDUZIONE REFRIGERANTE
冷却剂供应装置

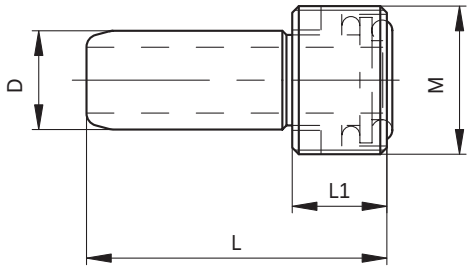

HSK	Code N.	M	D	L	L1
A+C32,B+D40	832-016010	M10x1	6	26	5.5
A+C40,B+D50,E40,F50	832-016020	M12x1	8	29.3	7.5
A+C50,B+D63,E50,F63	832-016030	M16x1	10	33	9.5
A+C63,E63	832-016040	M18x1	12	36.6	11.5
B+D100-80A	832-016050	M20x1.5	14	40	13.5
A+C100	832-016060	M24x1.5	16	44	15.5

SCHLÜSSEL FÜR KÜHLMITTELÜBERGABESATZ
KEY FOR COOLANT SUPPLY UNIT
КЛЮЧИ К СОПЛАМ ДЛЯ ВНУТРЕННЕЙ ПОДАЧИ СОЖ
CLE POUR LE DISPOSITIF DE TRANSFERT DE LIQUIDE DE LUBRIFICATION
CHIAVE PER ADDUTTORE REFRIGERANTE
冷却剂供应装置键

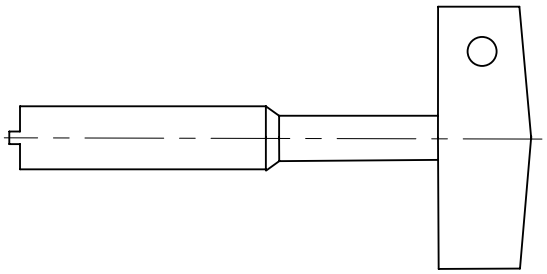

HSK	Code N.
40	816-204022
63	816-204024
100	816-204025

DIN 69893

Ausstattungskasten: 1 Spannfutter + 10 Spannzangen ER… + 1 Spannschlüssel
Kit Box: 1 Collet chuck + 10 er collets + 1 wrench
Набор: 1 патрон + 10 цанг + 1 ключ
Boîte d'équipement : 1 porte-pince + 10 pinces ER… + 1 clé

HSK63	Description
KITHSK63ER25	N° 1 portapinze + 10 pinze ER25 + chiave N° 1 collet chuck + 10 collets ER25 + wrench (ER25 Ø 2-3-4-5-6-8-10-12-14-16)
KITHSK63ER32	N° 1 portapinze + 10 pinze ER32 + chiave N° 1 collet chuck + 10 collets ER32 + wrench (ER32 Ø 3-4-6-8-10-12-14-16-18-20)
KITHSK63ER40	N° 1 portapinze + 10 pinze ER40 + chiave N° 1 collet chuck + 10 collets ER40 + wrench (ER40 Ø 5-6-8-10-12-16-20-22-24-26)

DIN 69893

Ausstattungskasten: 1 Kraftspannfutter + 1 Spannzangensatz + 1 Spannschlüssel
Kit Box: 1 milling chuck + 1 collets kit + 1 wrench
Набор: 1 патрон + 1 набор цанг + 1 ключ
Boîte d'équipement : 1 mandrin à fort serrage + 1 jeux de pince + 1 clé
Cassetta Corredo: 1 mandrino forte serraggio + 1 serie pinze + 1 chiave
组件盒：1 个铣夹头 +1 个夹头套装 +1 个扳手

Order Code	Composition
KIT HSK63A C20	N° HSK63AH107C20 + n°5 pinze K20: Ø6,8,10,12,16 + chiave N° HSK63AH107C20 + 5 collets K20: Ø6,8,10,12,16 + wrench
KIT HSK63A C32	N° HSK63AH120C32 + n°7 pinze K32: Ø6,8,10,12,16,20,25 + chiave N° HSK63AH120C32 + 7 collets K32: Ø6,8,10,12,16,20,25 + wrench