DIN 69871 A-AD/B-AD

TECHNISCHE DATEN DER STEILKEGELWERKZEUGE
TAPER SHANKS DATA SHEET
КОНСТРУКТИВНЫЕ РАЗМЕРЫ

DONNEES TECHNIQUES QUEUE D'OUTILS
DATI TECNICI CONI D'ATTACCO
锥柄数据表

DIN 69871/A

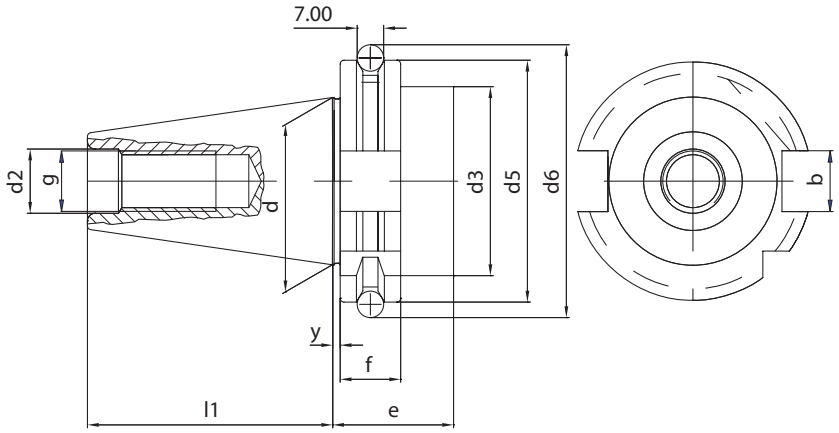

ISO	d	l1	d2	g	y	d5	f	d3	d6	e	b
30	31,75	47,8	13	M12	3,2	50	15,9	45	59,3	35	16,1
40	44,45	68,4	17	M16	3,2	63,55	15,9	50	72,3	35	16,1
50	69,85	101,75	25	M24	3,2	97,5	15,9	80	107,25	35	25,7

TECHNISCHE DATEN DER STEILKEGELWERKZEUGE
TAPER SHANKS DATA SHEET
КОНСТРУКТИВНЫЕ РАЗМЕРЫ

DONNEES TECHNIQUES QUEUE D'OUTILS
DATI TECNICI CONI D'ATTACCO
锥柄数据表

DIN 69871 AD/B

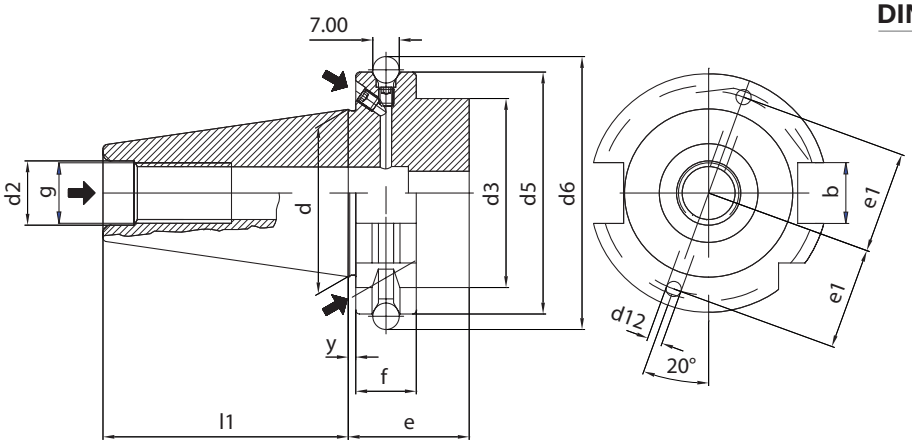

FORM AD

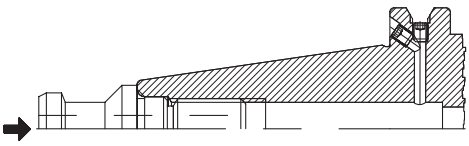

FORM B

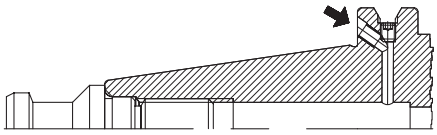

ISO	d	l1	d2	g	y	d5	f	d3	d6	e	b	d12	el
40	44,45	68,4	17	M16	3,2	63,55	15,9	50	72,3	35	16,1	4	27
50	69,85	101,75	26	M24	3,2	97,5	15,9	80	107,25	35	25,7	5	42

Das Kühlmittel geht durch die Löcher am Bund (B) oder, wenn die Löcher mit den Schrauben geschlossen werden, zentral durch Aufnahme (AD).
For coolant through V-flange bores (B) or center of toolholders (AD). For central coolant, the V-flange channels are closed by socket screws.
Для подачи СОЖ через отверствия во фланце (форма B) или через центральное отверстие (форма AD). Для подачи СОЖ через центральное отверстие боковые должны быть закрыты винтами.
Le lubrifiant passe par les trous de la bride (B) ou, si on ferme les trous avec des vis, par le centre du mandrin (AD).
Il lubrificante passa dai fori sulla flangia (B) oppure, chiudendo i fori con le apposite viti, dal centro del mandrino (AD).
冷却剂需通过V型法兰孔（B）或刀柄（AD）。对于中央冷却剂，V型法兰通道是由凹头螺丝拧紧的。

KINTEK - STEILKEGELAUFNAHMEN

TECHNISCHE DATEN

Alle Kintek-Steilkegelaufnahmen werden nach den DIN-Normen angefertigt.

KEGELSCHAFTTOLERANZ

In Klasse AT3 angefertigt.

ISO	L	dA-dB	AT3
30	42	12.250	+0.002
40	59	17.208	+0.003
50	92	26.833	+0.004

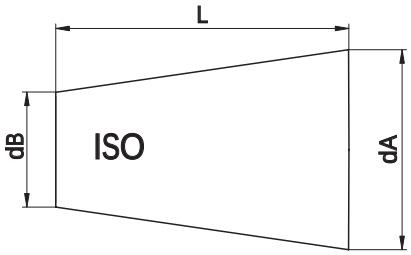

SPANNZANGENAUFNAHME RUNDLAUFGENAUIGKEIT

Die DIN 6391- Norm schreibt eine Rundlaufgenauigkeit zwischen Aussenkegel und Innenkegel / Spannzangensitz vom 0,016 vor. Unsere Spannzangenfutter weisen einen Rundlauffehler zwischen ISO-Kegelaufnahme und Spannzangensitz, der zwischen 0,003 und 0,010 mm liegt.

AUFSTECKFRÄSDORNE - RUNDLAUFGENAUIGKEIT

Kintek- Aufsteckfräsdorne entsprechen der DIN 6358- Norm, die einen höchsten Rundlauffehler zwischen ISO 30- und ISO40-Kegel und den Durchmessern 16-22-27-32-40 vom 0,01 vorsieht.
Der mögliche höchste Rundlauffehler für ISO 50 ist 0,015 mm.

WELDON AUFSTECKFRÄSDORNE - RUNDLAUFGENAUIGKEIT

Nach der DIN 6359-1-Norm müssen die Weldon- Aufsteckfräsdorne die folgenden Forderungen aufweisen:
Bohrung: Toleranz H5
Rundlaufgenauigkeit: höchster möglicher Rundlauffehler zwischen Kegel und Weldonsitz < 0,01 (für ISO 40)
Die vorgeschriebene Toleranz der Bohrung und eine durchschnittliche Rundlaufgenauigkeit von 0,005 sind erreicht.

WUCHTUNG

Die meisten Werkzeughalter dieser Gruppe sind in Klasse G6,3 auf 8.000 U/Min -1 vorgewuchtet oder auf 12.000 U/Min -1 gewuchtet.
Neben der Übersichtstabelle der Produkte wird die Wuchtgüte angegeben.

KONSTRUKTIONSDATEN

- aus legiertem Einsatzstahl angefertigt
- in der Einsatzhärtetiefe von 0,4-0,5 mm
- gehärtet, angelassen
- Härte HRC58 +-2, Festigkeit 800-1000 N/mm2
- brüniert
- inneres, äußeres Schleifen und am Gewinde der Spannzangenmutter

WUCHTUNG FÜR HÖHERE DREHZAHLEN

Die Hochgeschwindigkeit- Steilkegelaufnahmen der neuen Linie werden in Klasse G2,5 auf 25.000 U/Min -1 gewuchtet.

KONSTRUKTIONSDATEN

- aus legiertem Einsatzstahl angefertigt
- in der Einsatzhärtetiefe von 0,4-0,5 mm
- gehärtet, angelassen
- Härte HRC 58 +- 2, Festigkeit 800-1000 N/mm2
- brüniert
- inneres, äußeres Schleifen des Kegels
- Schleifen der Vorderseite und am Gewinde der Spannzangenmutter
- 100% durch zertifizierte Meßinstrumente geprüft und mit Wuchtungsprotokoll geliefert

KINTEK DIN TOOLHOLDERS

TECHNICAL FEATURES

All Kintek Toolholders are manufactured according to DIN norm.

CONE'S TOLERANCE

According to the class AT3.

ISO	L	dA-dB	AT3
30	42	12.250	+0.002
40	59	17.208	+0.003
50	92	26.833	+0.004

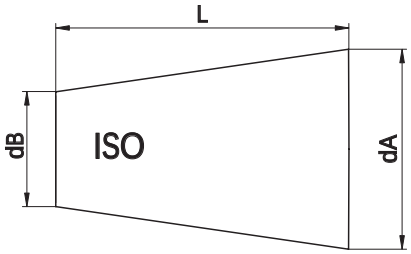

COLLET CHUCK'S RUNOUT ACCURACY

The norm DIN6391 permits a runout error between external cone and internal cone / collet seat of 0.016.
Our production has a runout accuracy which is guaranteed to be within 0,003 / 0,010 m at the tool seat.

SHELL END MILL ADAPTOR'S RUNOUT ACCURACY

Our shell end mill adaptors meet the requirements of the norm DIN6358, which prescribes for diameters 16-22-27-32-40 a runout accuracy of: 0, 01 for SK 30/40 0,015 for SK 50.

WELDON END MILL HOLDER'S RUNOUT ACCURACY

According to the norm DIN6359-1 Weldon end mill holders have to meet the following requirements:
Bore: H5 tolerance
Runout accuracy: < 0.01 (for SK 40)
Our end mill adaptors ensure the prescribed holes' tolerance and have a runout accuracy which is normally 0.005

BALANCING

The major part of toolholders of this category can run up to 8000 rpm grade G 6,3 or 12000 rpm.
Besides the descriptive and dimensional table of products, you can find the addictive balancing grade.

CONSTRUCTIVE FEATURES

- *Manufactured with Casehardening Steel.*
- *Casehardened with depth 0,4 - 0,5 mm*
- *Hardened-Tempered*
- *Hardness HRC 58+-2, Strength 800-1000 N/mm2*
- *Black oxided*
- *Internal and external grinding finished.*

NEW HIGH-SPEED BALANCING TOOLHOLDERS

The new high-speed toolholders are balanced in the Grade G 2,5 at 25000 rpm.

CONSTRUCTIVE FEATURES FOR HIGH-SPEED TOOLHOLDERS

- *Manufactured with casehardening Steel.*
- *Casehardened with depth 0,4 - 0,5 mm*
- *Hardened-Tempered*
- *Hardness HRC 58+-2, Strength 800-1000 N/mm2*
- *Black oxided*
- *Internal and external grinding finish of the cone*
- *Grinding finish on the front side and on the thread of collet nuts.*
- *Tested 100% with certified measuring instruments and supplied with balancing certificate*

ОПРАВКИ KINTEK ПО DIN

ТЕХНИЧЕСКОЕ ОПИСАНИЕ

Все оправки Kintek произведены согласно стандарту DIN.

ТОЧНОСТЬ КОНУСА

Соответствует классу AT3.

ISO	L	dA-dB	AT3
30	42	12.250	+0.002
40	59	17.208	+0.003
50	92	26.833	+0.004

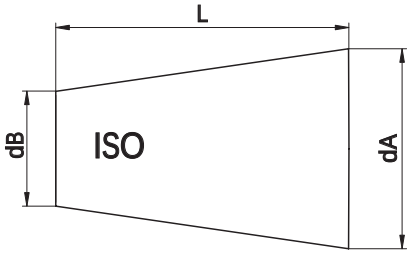

БИЕНИЕ ЦАНГОВЫХ ПАТРОНОВ

В соответствие с нормами DIN6391, допустимое биение конуса оправки относительно конического отверстия под цангу составляет 0,016 мм.
Гарантированная точность биения отверстия под инструмент - 0,003 мм/0,010 м.

БИЕНИЕ ОПРАВОК ДЛЯ НАСАДНЫХ ФРЕЗ

Патроны изготовлены в соответствие с требованиями DIN 6358, согласно которым биение для диаметров 16-22-27-32-40 составляет 0,01 мм для SK 30/40 и 0,015 мм для SK 50.

БИЕНИЕ ПАТРОНОВ С КРЕПЛЕНИЕМ WELDON

Оправки соответствуют следующим требованиям DIN 6359-1:
Точность отверстия: H5
Биение: < 0,01 (для SK 40)
Оправки Kintek изготовлены с гарантированной точностью отверстий и биением 0,005 мм.

БАЛАНСИРОВКА

Оправки данной категории предварительно сбалансированы по классу G6,3 при 8000 об/мин или 12000 об/мин.

КОНСТРУКТИВНЫЕ ОСОБЕННОСТИ

- *Изготовлены из стали с последующей цементацией*
- *Цементация на глубину 0,4 - 0,5 мм*
- *Оправки подвергнуты закалке и отпуску*
- *Твердость 58+/-2 HRC, прочность 800-1000 Н/мм2*
- *Защитно-декоративное покрытие черного цвета*
- *Шлифованные внутренняя и внешняя поверхности*

НОВЫЕ ВЫСОКОСКОРОСТНЫЕ СБАЛАНСИРОВАННЫЕ ОПРАВКИ

Новые высокоскоростные оправки сбалансированы до класса G 2,5 при 25000 об/мин.

КОНСТРУКТИВНЫЕ ОСОБЕННОСТИ ВЫСОКОСКОРОСТНЫХ ОПРАВОК

- *Изготовлены из стали с последующей цементацией*
- *Цементация на глубину 0,4 - 0,5 мм*
- *Оправки подвергнуты закалке и отпуску*
- *Твердость 58+/-2 HRC, прочность 800-1000 Н/мм2*
- *Защитно-декоративное покрытие черного цвета*
- *Шлифованные внутренняя и внешняя поверхности*
- *Шлифованный торец и резьба под гайку в цанговых патронах*
- *Каждая оправка испытана и поставляется с сертификатом о балансировке*

MANDRINS KINTEK AVEC ATTACHEMENT ISO

DONNEES TECHNIQUES

TOUS LES MANDRINS PORTE-OUTILS KINTEK SONT PRODUITS SUIVANT LES SPÈCIFICATIONS DIN

TOLERANCE DU CONE

EN CLASSE AT3.

ISO	L	dA-dB	AT3
30	42	12.250	+0.002
40	59	17.208	+0.003
50	92	26.833	+0.004

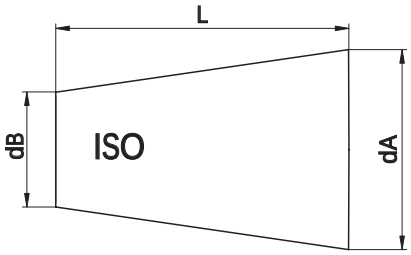

COAXIALITE' PORTE-PINCE

La norme DIN6391 admet une erreur maximum du 0.016 soit pour les porte-pinces DIN6499 soit pour DIN6388.
Dans notre production l'écart d'excentricité maximum entre cône ISO et logement de la pince est compris entre: 0,003 et 0,0010 mm.

COAXIALITE' PORTE-FRAISES FIXES ET COMBINES

Les porte-fraises fixes et combinés de notre production suivent la spécification de la norme DIN6358, qui prévoit pour les diamètres 16-22-27-32-40 une concentricité de 0,01 pour ISO 30 et ISO 40 0,015 pour ISO 50

COAXIALITE' PORTE-FRAISES WELDON

Suivant les spécifications DIN 6359-1 les porte-fraises WELDON doivent suivre les conditions suivantes:
Trou : tolérance H5
Coaxialité: écart maximum toléré entre cône et logement du Weldon <0.01 (pour ISO 40).
Nous assurons la tolérance prévue sur le trou et une coaxialité en moyenne de 0.005.

EQUILIBRAGE

La plupart des porte-outils sont pré-équilibrés en classe G 6,3 8000 Tr/Min -1. ou équilibrés à 12000 Tr/Min-1.
A côté du tableau de description et dimensions des produits il y a l'indication de la valeur d'équilibrage additionnel.

ELEMENTS DE CONSTRUCTION

- Produits en acier cémenté allié.
- Cémentés avec une profondeur 0,4 - 0,5 mm
- Trempés - Revenus
- Dureté HRC 58 +- 2 résistance 800-1000 N/ mm2
- Brunis
- Rectification du cône intérieur, extérieur et dans le filetage des écrous qui serrent la pince.

EQUILIBRAGE MANDRINS POUR HAUTE VITESSE

Les mandrins de la nouvelle ligne à haute vitesse sont équilibrés en classe G 2,5 à 25000 Tr/mn-1.

ELEMENTS DE CONSTRUCTION POUR MANDRINS HAUTE VITESSE

- Produits en acier cémenté allié.
- Cémentés avec une profondeur 0,4 - 0,5 mm
- Trempé - Revenu
- Dureté HRC 58 +- 2 résistance 800-1000 N/ mm2
- Brunis
- Finition de rectification intérieure, extérieure et du cône
- Rectification du cône intérieur et dans le filetage des écrous qui serrent la pince.
- Contrôlés à 100 % avec des instruments de mesure certifiés et livrés avec un certificat d'équilibrage.

MANDRINI KINTEK CON ATTACCO ISO

DATI TECNICI

TUTTI I MANDRINI PORTAUTENSILI KINTEK VENGONO PRODOTTI SECONDO LE NORMATIVE DIN

TOLLERANZA DEL CONO

PRODOTTI IN CLASSE AT3.

ISO	L	dA-dB	AT3
30	42	12.250	+0.002
40	59	17.208	+0.003
50	92	26.833	+0.004

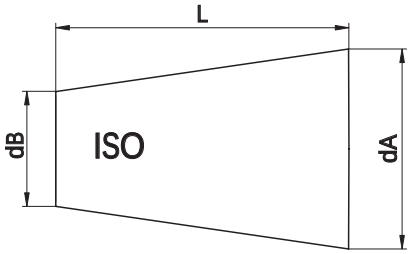

COASSIALITÀ PORTAPINZE

La norma DIN6391 ammette un errore massimo di 0.016 sia per i portapinze DIN6499 che per DIN6388.
La nostra produzione normalmente presenta uno scostamento massimo di eccentricità tra cono ISO e sede pinza compreso tra i 0,003 e 0,010 mm.

COASSIALITÀ PORTAFRESE FISSI E COMBINATI

I portafrese fissi e combinati di nostra produzione rispondono ai criteri prescritti dalla norma DIN6358, la quale prevede un errore massimo di coassialità tra cono ISO 30 e ISO 40 ed i diametri 16-22-27-32-40, di 0,01.
Mentre per ISO 50 è ammesso un errore massimo di 0,015 mm.

COASSIALITÀ PORTAFRESE WELDON - WHISTLE NOTCH

Rispettando la normativa DIN 6359-1 i portafrese WELDON deveno rispondere ai seguenti requisiti:
foro: tolleranza H5
coassialitá: scostamento massimo consentito tra cono e sede Weldon <0.01 (per ISO 40)
Garantiamo la tolleranza prescritta sul foro e un valore di coassialitá mediamente di 0.005.

EQUILIBRATURA

La maggior parte dei portautensili presenti in questa categoria sono prebilanciati in classe G 6,3 8000 rpm min -1. o bilanciati a 12000 giri rpm min-1.
A fianco della tabella descrittiva e dimensionale dei prodotti viene elencato il grado di equilibratura aggiuntiva.

DATI COSTRUTTIVI

- *Costruiti in acciaio da cementazione legato.*
- *Cementati con profondità 0,4 - 0,5 mm*
- *Temprati-rinvenuti*
- *Durezza HRC 58 +- 2 resistenza 800-1000 N/ mm2*
- *Bruniti*
- *Finitura di rettifica interna, esterna e nelle filettature delle ghiere chiudipinza*

EQUILIBRATURA MANDRINI PER ALTE VELOCITA'

I mandrini presenti nella linea nuova ad alta velocità vengono bilanciati in classe G 2,5 a 25000 rpm min - 1.

DATI COSTRUTTIVI MANDRINI PER ALTE VELOCITA'

- *Costruiti in acciaio da cementazione legato.*
- *Cementati con profondità 0,4 - 0,5 mm*
- *Temprati-rinvenuti*
- *Durezza HRC 58 +- 2 resistenza 800-1000 N/ mm2*
- *Bruniti*
- *Finitura di rettifica interna, esterna del cono*
- *Rettifica parte anteriore e nelle filettature delle ghiere chiudipinza*
- *Collaudati 100% con strumenti di misura certificati e forniti con certificato di bilanciatura.*

KINTEK 符合 DIN 标的刀柄

技术特点

所有 KINTEK 刀柄均根据 DIN 标准来制造。

锥体的误差

根据 AT3 级别

ISO	L	dA-dB	AT3
30	42	12.250	+0.002
40	59	17.208	+0.003
50	92	26.833	+0.004

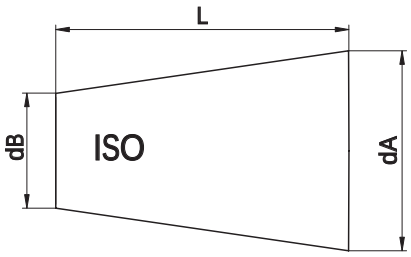

弹簧夹头的径向跳动精度

DIN6391 标准允许在外部锥体与内部锥体/夹头座之间的径向跳动误差为 0.016。
我公司的生产保证在工具底座处径向跳动精度为 0,003 / 0,010 米之间。

平面铣接头的径向跳动精度

我公司的平面铣接头满足 DIN6358 标准要求，该标准规定了直径为 16-22-27-32-40 的径向跳动精度，
对于SK 30/40 为0, 01，对于SK 50为0,015。

威尔登式端铣夹具的径向跳动精度

根据 DIN6359-1 标准规定，威尔登式端铣夹具必须要达到下列要求：
孔：H5 误差
径向跳动精度：< 0.01 (对于 SK 40)
我公司的平面铣接头确保可达到规定的孔的误差，通常的径向跳动精度为 0.005。

平衡

这种类型的刀柄的主要部分最高转速可达到 G 6,3 级的8000 转/分钟或 12000 转/分钟。

结构特点

- 用表面硬化钢材制造。
- 硬化深度达 0,4 - 0,5 毫米。
- 经过硬化及回火处理。
- 硬度达 HRC 58+-2，强度达 800-1000 N/平方毫米。
- 黑色氧化。
- 内部及外部表面打磨处理。

新型高速平衡刀柄

新型高速平衡刀柄在 G 2,5 级，25000 转/分钟达到平衡。

高速刀柄的结构特点

- 用表面硬化钢材制造。
- 硬化深度达 0,4 - 0,5 毫米。
- 经过硬化及回火处理。
- 硬度达 HRC 58+-2，强度达 800-1000 N/平方毫米。
- 黑色氧化。
- 锥体内部及外部表面打磨处理。
- 夹头螺母螺纹正面和上面进行打磨处理。
- 使用经过认证的测量仪器检测，供货时提供平衡检测证书。

ZYLINDERSCHAFTAUFNAHME WELDON
END MILL HOLDERS WELDON
ОПРАВКИ С КРЕПЛЕНИЕМ WELDON
MANDRINS POUR OUTILS TYPE WELDON
MANDRINI PORTAFRESE TIPO WELDON
威尔登式端铣夹具

DIN 1835 B

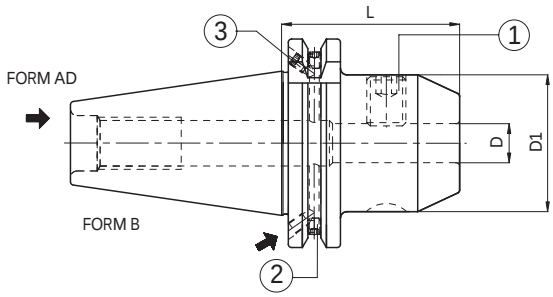

Code N.	Description	ISO	D	L	D1	G2,5 25000 RPM
213-91301	TC40H50WE06 AD+B	40	6	50	25	•
213-91302	TC40H50WE08 AD+B	40	8	50	28	•
213-91303	TC40H50WE10 AD+B	40	10	50	35	•
213-91304	TC40H50WE12 AD+B	40	12	50	42	•
213-91306	TC40H63WE16 AD+B	40	16	63	48	•
213-91308	TC40H63WE20 AD+B	40	20	63	52	•
213-91309	TC40H100WE25 AD+B	40	25	100	65	•
213-91310	TC40H100WE32 AD+B	40	32	100	72	•
213-91319	TC50H63WE20 AD+B	50	20	63	52	•
213-91320	TC50H80WE25 AD+B	50	25	80	65	•
213-91321	TC50H100WE32 AD+B	50	32	100	72	•

High balanced

Ersatzteile • *Spare parts* • Pièces détachées • *Componenti* • *Запасные части* • 零件

Tape	Screw ❷	Quantity	Screw ❸	Quantity
ISO 40	811-102002 M4X5	2	811-102002 M4X5	2
ISO 50	811-102001 M4X4	2	811-102010 M5X6	2

D	Locking screw ❶	Quantity
6	811-106001	1
8	811-106002	1
10	811-106004	1
12,14	811-106005	1
16,18	811-106006	1
20	811-106007	1
25	811-106008	2
32	811-106009	2

ZYLINDERSCHAFTAUFNAHME WELDON-LANG
END MILL HOLDERS WELDON-LONG PROJECTION TYPE
ОПРАВКИ С КРЕПЛЕНИЕМ WELDON. УДЛИНЕННОЕ ИСПОЛНЕНИЕ

MANDRINS POUR OUTILS TYPE WELDON-SERIE LONGUE
MANDRINI PORTAFRESE TIPO WELDON-SERIE LUNGA
威尔登式端铣夹具-长形凸点式

DIN 1835 B

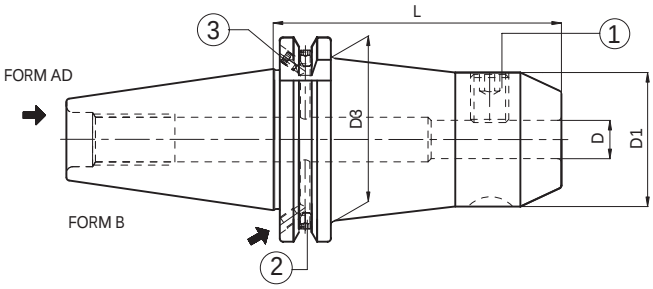

	Code N.	Description	ISO	D	L	D1	D3	G2,5 25000 RPM
H100	213-91324	TC40H100WE06 AD+B	40	6	100	25	35	•
	213-91325	TC40H100WE08 AD+B	40	8	100	28	38	•
	213-91326	TC40H100WE10 AD+B	40	10	100	35	40	•
	213-91327	TC40H100WE12 AD+B	40	12	100	42	-	•
	213-91329	TC40H100WE16 AD+B	40	16	100	48	-	•
	213-91331	TC40H100WE20 AD+B	40	20	100	50	-	•

High balanced

Ersatzteile • *Spare parts* • Pièces détachées • *Componenti* • *Запасные части* • 零件

Tape	Screw	Quantity	Screw	Quantity
	❷		❸	
ISO 40	811-102002 M4X5	2	811-102002 M4X5	2
ISO 50	811-102001 M4X4	2	811-102010 M5X6	2

D	Locking screw	Quantity
	❶	
6	811-106001	1
8	811-106002	1
10	811-106004	1
12,14	811-106005	1
16,18	811-106006	1
20	811-106007	1
25	811-106008	2
32	811-106009	2

ZYLINDERSCHAFTAUFNAHME WELDON
END MILL HOLDERS WELDON
ОПРАВКИ С КРЕПЛЕНИЕМ WELDON
MANDRINS POUR OUTILS TYPE WELDON
MANDRINI PORTAFRESE TIPO WELDON
威尔登式端铣夹具

DIN 1835 B

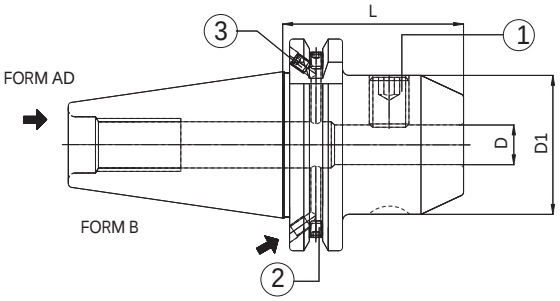

Code N.	Description	ISO	D	L	D1	G6,3 12000 RPM
* 263-11201	TC30H45WE06	30	6	45	25	•
* 263-11202	TC30H45WE08	30	8	45	28	•
* 263-11203	TC30H50WE10	30	10	50	35	•
* 263-11204	TC30H50WE12	30	12	50	42	•
* 263-11205	TC30H70WE16	30	16	70	48	•
* 263-11206	TC30H70WE20	30	20	70	52	•
213-11326	TC40H50WE06 AD+B	40	6	50	25	•
213-11327	TC40H50WE08 AD+B	40	8	50	28	•
213-11328	TC40H50WE10 AD+B	40	10	50	35	•
213-11329	TC40H50WE12 AD+B	40	12	50	42	•
213-11330	TC40H50WE14 AD+B	40	14	50	44	•
213-11324	TC40H63WE16 AD+B	40	16	63	48	•
213-11331	TC40H63WE18 AD+B	40	18	63	50	•
213-11325	TC40H63WE20 AD+B	40	20	63	52	•
213-11323	TC40H100WE25 AD+B	40	25	100	65	•
213-11332	TC40H100WE32 AD+B	40	32	100	72	•
213-11393	TC40H115WE40 AD+B	40	40	115	80	•
213-11333	TC50H63WE06 AD+B	50	6	63	25	•
213-11334	TC50H63WE08 AD+B	50	8	63	28	•
213-11335	TC50H63WE10 AD+B	50	10	63	35	•
213-11336	TC50H63WE12 AD+B	50	12	63	42	•
213-11337	TC50H63WE14 AD+B	50	14	63	44	•
213-11338	TC50H63WE16 AD+B	50	16	63	48	•
213-11339	TC50H63WE18 AD+B	50	18	63	50	•
213-11340	TC50H63WE20 AD+B	50	20	63	52	•
213-11341	TC50H80WE25 AD+B	50	25	80	65	•
213-11342	TC50H100WE32 AD+B	50	32	100	72	•
213-11343	TC50H120WE40 AD+B	50	40	120	80	•
263-11343	TC50H120WE50 AD+B	50	50	120	100	•

Ersatzteile • *Spare parts* • Pièces détachées • *Componenti* • *Запасные части* • 零件

Tape	Screw ❷	Quantity	Screw ❸	Quantity
ISO 40	811-102002 M4X5	2	811-102002 M4X5	2
ISO 50	811-102001 M4X4	2	811-102010 M5X6	2

D	Locking screw ❶	Quantity
6	811-106001	1
8	811-106002	1
10	811-106004	1
12,14	811-106005	1
16,18	811-106006	1
20	811-106007	1
25	811-106008	2
32	811-106009	2
40	811-106009	2
50	811-106011	2

* Ausführung Form AD
* Execution form AD
* Forme AD
* Forma AD
* Исполнение AD
* 执行形式 AD

ZYLINDERSCHAFTAUFNAHME WELDON-LANG
END MILL HOLDERS WELDON-LONG PROJECTION TYPE
ОПРАВКИ С КРЕПЛЕНИЕМ WELDON. УДЛИНЕННОЕ ИСПОЛНЕНИЕ
MANDRINS POUR OUTILS TYPE WELDON-SERIE LONGUE
MANDRINI PORTAFRESE TIPO WELDON-SERIE LUNGA
威尔登式端铣夹具-长形凸点式

DIN 1835 B

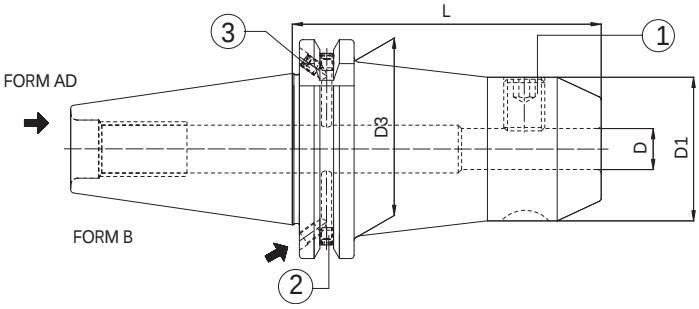

	Code N.	Description	ISO	D	L	D1	D3	G6,3 12000 RPM	G6,3 8000 RPM
H 100	213-11344	TC40H100WE06 AD+B	40	6	100	25	35	•	
	213-11345	TC40H100WE08 AD+B	40	8	100	28	38	•	
	213-11346	TC40H100WE10 AD+B	40	10	100	35	40	•	
	213-11347	TC40H100WE12 AD+B	40	12	100	42	-	•	
	213-11348	TC40H100WE14 AD+B	40	14	100	44	-	•	
	213-11349	TC40H100WE16 AD+B	40	16	100	48	-	•	
	213-11370	TC40H100WE18 AD+B	40	18	100	50	-	•	
	213-11350	TC40H100WE20 AD+B	40	20	100	50	-	•	
	213-11351	TC50H100WE06 AD+B	50	6	100	25	35		•
	213-11352	TC50H100WE08 AD+B	50	8	100	28	38		•
	213-11353	TC50H100WE10 AD+B	50	10	100	35	42		•
	213-11354	TC50H100WE12 AD+B	50	12	100	42	48		•
	213-11355	TC50H100WE14 AD+B	50	14	100	44	50		•
	213-11356	TC50H100WE16 AD+B	50	16	100	48	54		•
	213-11357	TC50H100WE18 AD+B	50	18	100	50	56		•
	213-11358	TC50H100WE20 AD+B	50	20	100	52	59		•
	213-11359	TC50H100WE25 AD+B	50	25	100	65	-		•
H 160	213-11362	TC40H160WE06 AD+B	40	6	160	25	35	•	
	213-11363	TC40H160WE08 AD+B	40	8	160	28	38	•	
	213-11371	TC40H160WE10 AD+B	40	10	160	35	40	•	
	213-11372	TC40H160WE12 AD+B	40	12	160	42	-	•	
	213-11360	TC40H160WE16 AD+B	40	16	160	48	-	•	
	213-11361	TC40H160WE20 AD+B	40	20	160	50	-	•	
	213-11396	TC40H160WE25 AD+B	40	25	160	65	-	•	
	213-11397	TC40H160WE32 AD+B	40	32	160	72	-	•	
	213-11364	TC50H160WE06 AD+B	50	6	160	25	35		•
	213-11365	TC50H160WE08 AD+B	50	8	160	28	38		•
	213-11366	TC50H160WE10 AD+B	50	10	160	35	42		•
	213-11367	TC50H160WE12 AD+B	50	12	160	42	48		•
	213-11368	TC50H160WE16 AD+B	50	16	160	48	54		•
	213-11369	TC50H160WE20 AD+B	50	20	160	52	59		•
	263-11301	TC50H160WE25 AD+B	50	25	160	65	70		•
	263-11302	TC50H160WE32 AD+B	50	32	160	72	-		•

ZYLINDERSCHAFTAUFNAHME WELDON-LANG
END MILL HOLDERS WELDON-LONG PROJECTION TYPE
ОПРАВКИ С КРЕПЛЕНИЕМ WELDON. УДЛИНЕННОЕ ИСПОЛНЕНИЕ
MANDRINS POUR OUTILS TYPE WELDON-SERIE LONGUE
MANDRINI PORTAFRESE TIPO WELDON-SERIE LUNGA
威尔登式端铣夹具-长形凸点式

DIN 1835 B

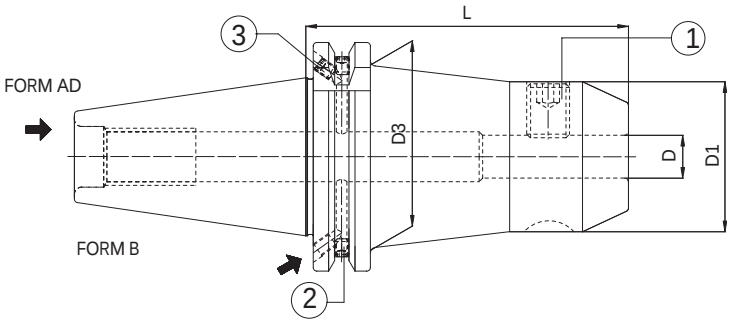

	Code N.	Description	ISO	D	L	D1	D3	G6,3 8000 RPM
H 200	263-11303	TC40H200WE06 AD+B	40	6	200	25	38	•
	263-11304	TC40H200WE08 AD+B	40	8	200	28	41	•
	263-11305	TC40H200WE10 AD+B	40	10	200	35	43	•
	263-11306	TC40H200WE12 AD+B	40	12	200	42	48	•
	263-11308	TC40H200WE16 AD+B	40	16	200	48	-	•
	263-11310	TC40H200WE20 AD+B	40	20	200	50	-	•
	263-11311	TC40H200WE25 AD+B	40	25	200	65	-	•
	263-11312	TC40H200WE32 AD+B	40	32	200	72	-	•
	263-11313	TC50H200WE06 AD+B	50	6	200	25	38	•
	263-11314	TC50H200WE08 AD+B	50	8	200	28	41	•
	263-11315	TC50H200WE10 AD+B	50	10	200	35	45	•
	263-11316	TC50H200WE12 AD+B	50	12	200	42	51	•
	263-11318	TC50H200WE16 AD+B	50	16	200	48	57	•
	263-11320	TC50H200WE20 AD+B	50	20	200	52	61	•
	263-11321	TC50H200WE25 AD+B	50	25	200	65	72	•
	263-11381	TC50H200WE32 AD+B	50	32	200	72	-	•

Ersatzteile • *Spare parts* • Pièces détachées • *Componenti* • *Запасные части* • 零件

Tape	Screw	Quantity	Screw	Quantity
	❷		❸	
ISO 40	811-102002 M4X5	2	811-102002 M4X5	2
ISO 50	811-102001 M4X4	2	811-102010 M5X6	2

D	Locking screw	Quantity
	❶	
6	811-106001	1
8	811-106002	1
10	811-106004	1
12,14	811-106005	1
16,18	811-106006	1
20	811-106007	1
25	811-106008	2
32	811-106009	2

KURZE ZYLINDERSCHAFTAUFNAHME WELDON
SHORT END MILL WELDON HOLDERS
ОПРАВКИ С КРЕПЛЕНИЕМ WELDON. КОРОТКОЕ ИСПОЛНЕНИЕ

MANDRINS COURTS PORTE-FRAISE TYPE WELDON
MANDRINI CORTI PORTAFRESE TIPO WELDON
威尔登式短端铣刀夹具

DIN 1835 B

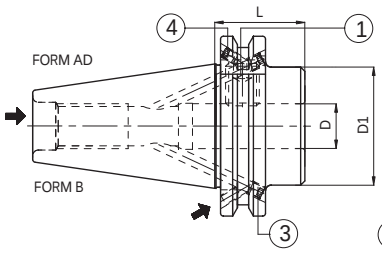

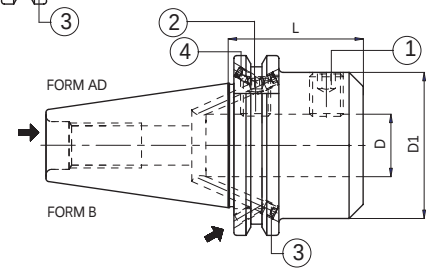

Code N.	Description	ISO	D	L	D1	G6,3 12000 RPM
263-11322	TC40H35WE16 AD+B	40	16	35	44	•
263-11323	TC40H35WE20 AD+B	40	20	35	44	•
263-11324	TC40H35WE25 AD+B	40	25	35	44	•
263-11325	TC40H60WE25 AD+B	40	25	60	49	•
263-11326	TC40H70WE32 AD+B	40	32	70	72	•
263-11327	TC50H35WE16 AD+B	50	16	35	70	•
263-11328	TC50H35WE20 AD+B	50	20	35	70	•
263-11329	TC50H35WE25 AD+B	50	25	35	70	•
263-11330	TC50H35WE32 AD+B	50	32	35	80	•

Extrakurze und feste Ausführung
Extra short and Rigid Version
Экстракороткое и жесткое исполнение

Extra courts et version rigide
Extra corti e versione rigida
超短及坚固型

Ersatzteile • *Spare parts* • Pièces détachées • *Componenti* • *Запасные части* • 零件

Type	Screw ❸	Quantity	Screw ❹	Quantity
ISO40	811-102002 M4X5	2	811-102002 M4X5	2
ISO50	811-102001 M4X4	2	811-102010 M5X6	2

Code N.	Locking screw ❶	Quantity	Locking screw ❷	Quantity
263-11322	811-106006	1	-	-
263-11323	811-106007	1	-	-
263-11324	811-106014	1	-	-
263-11325	811-106014	2	-	-
263-11326	811-106009	1	811-106026	1
263-11327	811-106006	1	-	-
263-11328	811-106007	1	-	-
263-11329	811-106008	1	-	-
263-11330	811-106009	1	-	-

ZYLINDERSCHAFTAUFNAHME WELDON MIT SPRITZDÜSEN
END MILL HOLDERS WELDON WITH COOLANT NOOSE FRONT FACE
ОПРАВКИ С КРЕПЛЕНИЕМ WELDON И ОТВЕРСТИЯМИ ДЛЯ СОЖ НА ТОРЦЕ

MANDRINS POUR OUTILS TYPE WELDON AVEC BUSE D'ARROSAGE
MANDRINI PORTAFRESE TIPO WELDON CON SFERE DI LUBRIFICAZIONE
威尔登式端铣夹具，配备出水结构

DIN 1835 B

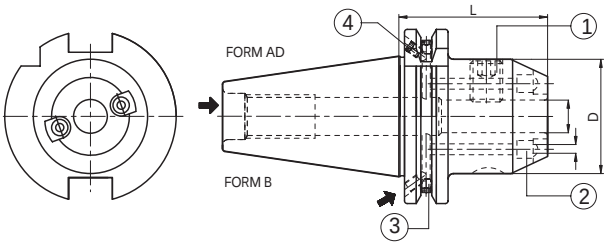

Code N.	Description	ISO	D	L	D1	G6,3 8000 RPM
213-11383	TC40H50WE06-CNFF AD+B	40	6	50	25	•
213-11384	TC40H50WE08-CNFF AD+B	40	8	50	28	•
213-11385	TC40H50WE10-CNFF AD+B	40	10	50	35	•
213-11386	TC40H50WE12-CNFF AD+B	40	12	50	42	•
213-11387	TC40H50WE14-CNFF AD+B	40	14	50	44	•
213-11388	TC40H63WE16-CNFF AD+B	40	16	63	48	•
213-11389	TC40H63WE18-CNFF AD+B	40	18	63	50	•
213-11390	TC40H63WE20-CNFF AD+B	40	20	63	52	•
213-11391	TC40H100WE25-CNFF AD+B	40	25	100	65	•
213-11392	TC40H100WE32-CNFF AD+B	40	32	100	72	•
263-11331	TC40H115WE40-CNFF AD+B	40	40	115	80	•
263-11332	TC50H63WE06-CNFF AD+B	50	6	63	25	•
263-11333	TC50H63WE08-CNFF AD+B	50	8	63	28	•
263-11334	TC50H63WE10-CNFF AD+B	50	10	63	35	•
263-11335	TC50H63WE12-CNFF AD+B	50	12	63	42	•
263-11336	TC50H63WE14-CNFF AD+B	50	14	63	44	•
263-11337	TC50H63WE16-CNFF AD+B	50	16	63	48	•
263-11338	TC50H63WE18-CNFF AD+B	50	18	63	50	•
263-11339	TC50H63WE20-CNFF AD+B	50	20	63	52	•
263-11340	TC50H80WE25-CNFF AD+B	50	25	80	65	•
263-11341	TC50H100WE32-CNFF AD+B	50	32	100	72	•
263-11342	TC50H120WE40-CNFF AD+B	50	40	120	80	•

Ersatzteile • *Spare parts* • Pièces détachées • *Componenti* • *Запасные части* • 零件

Type	Screw	Quantity	Screw	Quantity
	3		4	
ISO40	811-102002 M4X5	2	811-102002 M4X5	2
ISO50	811-102001 M4X4	2	811-102010 M5X6	2

D	Locking screw	Quantity	Coolant noose	M
	1		2	
6	811-106001	1	PWZ1005D6x4.5	D2.5
8	811-106002	1	PWZ1005D6x4.5	D2.5
10	811-106004	1	PWZ1005D6x4.5	D2.5
12,14	811-106005	1	PWZ1005D6x4.5	D2.5
16,18	811-106006	1	PWZ1008D10x7	M4
20	811-106007	1	PWZ1008D10x7	M4
25	811-106008	2	PWZ1012D12x8	M5
32	811-106009	2	PWZ1012D12x8	M5
40	811-106009	2	PWZ1012D12x8	M5

Ausführung mit Kühlmittelzufuhr zentral und an dem Bund.

Durch die seitlichen Bohrungen und die Kühlmitteldüsen ermöglicht dieses System das Kühlmittel direkt an den Kontaktpunkt des Werkzeuges zu leiten.
Außerdem erfolgt Zentral-Kühlmittelzufuhr, wenn zwei Schrauben die Bohrungen verschliessen.

With central and lateral cooling possibility.

This type of system, thanks to two lateral holes, permits to direct the cooling jet trough the two balls to the connection point of the tool.
Besides, with the application of two screws on the balls, you can have the lubrification trough the centre.

Avec possibilité d'arrosage soit central, soit latéral.

Ce système, avec les trous latéraux, permet, avec les deux billes d'arrosage de diriger le liquide sur le point de contact de l'outil. De plus, il est possible d'avoir l'arrosage au centre en bouchant avec des vis les trous des billes.

Con possibilità di refrigerazione sia centrale che laterale.

Questo tipo di sistema grazie ai due fori laterali, permette, mediante le due sfere di dirigere il getto del refrigerante nel punto di contatto dell'utensile. Inoltre, con l'applicazione di due grani sulle sfere si ottiene la lubrificazione attraverso il centro.

Возможность центрального и бокового охлаждения
Благодаря двум боковым отверстиям, эта система позволяет направлять СОЖ к месту крепления режущего инструмента. Если закрепить два винта в отверстиях фланца, СОЖ подается через центр.

具备中央及侧面冷却能力

这种类型的系统，由于具备两个侧孔，它可将冷却喷嘴通过两个球头导向工具的连接点。
另外，在球头上使用两个螺丝，可使润滑剂通过中心。

ZYLINDERSCHAFTAUFNAHME WHISTLE NOTCH
END MILL HOLDERS WHISTLE NOTCH
ОПРАВКИ С КРЕПЛЕНИЕМ WHISTLE NOTCH

MANDRINS POUR OUTILS TYPE WHISTLE NOTCH
MANDRINI PORTAFRESE TIPO WHISTLE NOTCH
侧固式铣刀柄

DIN 1835 E

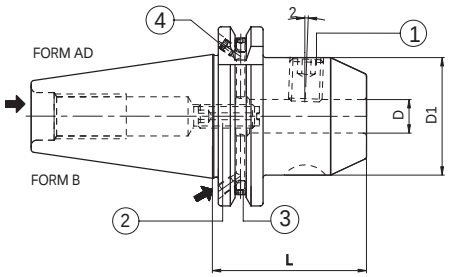

Code N.	Description	ISO	D	L	D1	G6,3 12000 RPM
213-31317	TC40H50WN06 AD+B	40	6	50	25	•
213-31318	TC40H50WN08 AD+B	40	8	50	28	•
213-31319	TC40H50WN10 AD+B	40	10	50	35	•
213-31320	TC40H50WN12 AD+B	40	12	50	42	•
213-31322	TC40H63WN16 AD+B	40	16	63	48	•
213-31324	TC40H63WN20 AD+B	40	20	63	52	•
213-31325	TC40H100WN25 AD+B	40	25	100	65	•
213-31326	TC40H100WN32 AD+B	40	32	100	72	•
213-31327	TC40H115WN40 AD+B	40	40	115	80	•
213-31335	TC50H63WN20 AD+B	50	20	63	52	•
213-31336	TC50H80WN25 AD+B	50	25	80	65	•
213-31337	TC50H100WN32 AD+B	50	32	100	72	•
213-31338	TC50H120WN40 AD+B	50	40	120	80	•

Ersatzteile • *Spare parts* • Pièces détachées • *Componenti* • *Запасные части* • 零件

Type	Screw	Quantity	Screw	Quantity
	3		4	
ISO40	811-102002 M4X5	2	811-102002 M4X5	2
ISO50	811-102001 M4X4	2	811-102010 M5X6	2

D	Locking screw	Quantity	Stop screw	M
	1		2 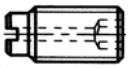	
6	811-106001	1	811-303043	1
8	811-106002	1	811-303081	1
10	811-106004	1	811-303082	1
12,14	811-106005	1	811-303083	1
16,18	811-106006	1	811-303084	1
20	811-106007	1	811-303084	1
ISO 40/25	811-106008	2	811-303098	1
ISO 50/25	811-106008	2	811-303085	1
ISO 40/32	811-106009	2	811-303098	1
ISO 50/32	811-106009	2	811-303085	1
ISO 40/40	811-106009	2	811-303098	1
ISO 50/40	811-106009	2	811-303085	1

KOMBI - AUFSTECKFRÄSDORNE
COMBI-SHELL MILL ADAPTORS
КОМБИНИРОВАННЫЕ ОПРАВКИ ДЛЯ НАСАДНЫХ ФРЕЗ

MANDRINS PORTE- FRAISES A DOUBLE USAGE
MANDRINI PORTAFRESE COMBINATI
复合式平面铣刀接头

DIN 6358

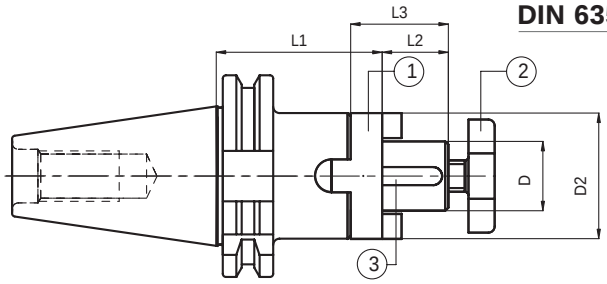

	Code N.	Description	ISO	D	L1	L2	L3	D2	G6,3 8000 RPM
STANDARD	216-11201	TC40H55D16C	40	16	55	17	27	32	•
	216-11202	TC40H55D22C	40	22	55	19	31	40	•
	216-11203	TC40H55D27C	40	27	55	21	33	48	•
	216-11204	TC40H60D32C	40	32	60	24	38	58	•
	216-11205	TC40H60D40C	40	40	60	27	41	70	•
	216-11206	TC50H55D16C	50	16	55	17	27	32	•
	216-11207	TC50H55D22C	50	22	55	19	31	40	•
	216-11208	TC50H55D27C	50	27	55	21	33	48	•
	216-11209	TC50H55D32C	50	32	55	24	38	58	•
	216-11210	TC50H55D40C	50	40	55	27	41	70	•
	216-11211	TC50H70D50C	50	50	70	30	46	90	•

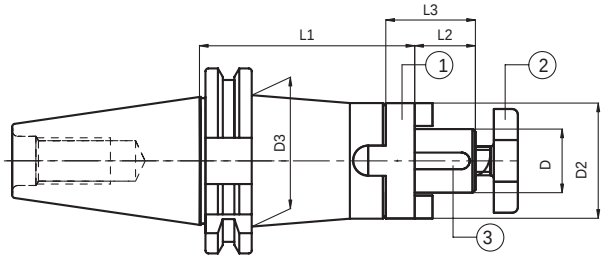

	Code N.	Description	ISO	D	L1	L2	L3	D2	D3	G6,3 8000 RPM
H100	216-11213	TC40H100D16C	40	16	100	17	27	32	44	•
	216-11214	TC40H100D22C	40	22	100	19	31	40	-	•
	216-11215	TC40H100D27C	40	27	100	21	33	48	-	•
	216-11216	TC40H100D32C	40	32	100	24	38	58	-	•
	216-11217	TC40H100D40C	40	40	100	27	41	70	-	•
	216-11218	TC50H100D16C	50	16	100	17	27	32	50	•
	216-11219	TC50H100D22C	50	22	100	19	31	40	60	•
	216-11220	TC50H100D27C	50	27	100	21	33	48	60	•
	216-11221	TC50H100D32C	50	32	100	24	38	58	-	•
	216-11222	TC50H100D40C	50	40	100	27	41	70	-	•

Ersatzteile • *Spare parts* • Pièces détachées • *Componenti* • *Запасные части* • 零件

D	Ring	Cross screw	Key	Wrench
	1	2	3	
16	814-30001	811-107003	814-201010	816-130002
22	814-30002	811-107004	814-201020	816-130003
27	814-30003	811-107005	814-201030	816-130004
32	814-30004	811-107006	814-201040	816-130005
40	814-30005	811-107007	814-201050	816-130006
50	814-30006	811-107009	814-201060	816-130007

AUFSTECKFRÄSDORNE FUR FRÄSER MIT QUERNUT MIT GRÖBEREM BUND
FACE MILL HOLDERS-TENONS DRIVE WITH BIGGER FLANGE DIAMETER
ОПРАВКИ ДЛЯ НАСАДНЫХ ФРЕЗ С УВЕЛИЧЕННЫМ ДИАМЕТРОМ КОРПУСА

MANDRINS PORTE-FRAISE-ENTRAINEMENT PAR TENONS BRIDE AJOUTEE
MANDRINI PORTAFRESE A TRASCINAMENTO FISSO CON FLANGIA MAGGIORATA
平面铣刀柄 – 凸榫驱动带有更大的法兰直径

ISO 3937

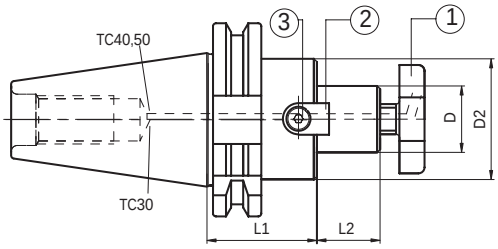

Code N.	Description	ISO	D	L1	L2	D2	G6,3 8000 RPM
216-71204	TC40H45D16F	40	16	45	17	38	•
216-71205	TC40H45D22F	40	22	45	19	48	•
216-71206	TC40H50D27F	40	27	50	21	58	•
216-71207	TC40H55D32F	40	32	55	24	78	•
▲ 216-71208	TC40H55D40F	40	40	55	27	88	•
216-71214	TC50H45D16F	50	16	45	17	38	•
216-71215	TC50H45D22F	50	22	45	19	48	•
216-71216	TC50H45D27F	50	27	45	21	58	•
216-71217	TC50H50D32F	50	32	50	24	78	•
▲ 216-71218	TC50H55D40F	50	40	55	27	88	•

▲ Zur gebohrten Ausführung, siehen Sie bitte Seite 49

▲ *For drilled version, please see on page 49*

▲ Pour le modèle percé voir à la page 49

▲ *Per versione forata vedi pag 49*

▲ Оправки для фланцевого крепления фрез на стр. 49

pag. 470-471

pag. 470-471

pag. 470-471

Ersatzteile • *Spare parts* • Pièces détachées • *Componenti* • *Запасные части* • 零件

D	Cross screw	Cross screw on enquiry	Tenon	Screw	Wrench
	1	1	2	3 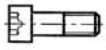	
16	811-107003	811-107013	814-202280	811-101004	816-130002
22	811-107004	811-107014	814-202250	811-101011	816-130003
27	811-107005	811-107015	814-202270	811-101018	816-130004
32	811-107006	811-107016	814-202630	811-101029	816-130005
40	811-107007	811-107017	814-202710	811-101029	816-130006

AUFSTECKFRÄSDORNE FÜR FRÄSER MIT QUERNUT-LANGE AUSFÜHRUNG
FACE MILL HOLDERS-TENONS DRIVE-LONG PROJECTION TYPE
ОПРАВКИ ДЛЯ НАСАДНЫХ ФРЕЗ. УДЛИНЕННОЕ ИСПОЛНЕНИЕ

MANDRINS PORTE-FRAISE-ENTRAINEMENT PAR TENONS-SERIE LONGUE
MANDRINI PORTAFRESE A TRASCINAMENTO FISSO-SERIE LUNGA
平面铣刀柄 – 凸榫驱动 – 长形凸点式

ISO 3937

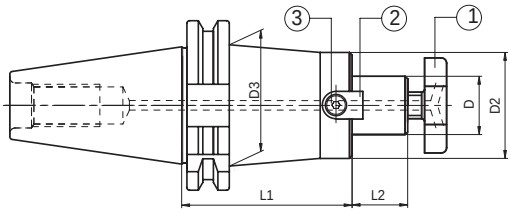

	Code N.	Description	ISO	D	L1	L2	D2	D3		G6,3 8000 RPM
H 100	216-71255	TC40H100D16F	40	16	100	17	39	-	-	•
	216-71259	TC40H100D22F	40	22	100	19	46	48	A	•
	266-71273	TC40H100D27F	40	27	100	21	55	-	C	•
	266-71274	TC40H100D32F	40	32	100	24	66	-	-	•
	266-71275	TC40H100D40F	40	40	100	27	70	-	-	•
	266-71233	TC50H100D16F	50	16	100	17	38	-	-	•
	216-71267	TC50H100D22F	50	22	100	19	46	48	A	•
	216-71272	TC50H100D22F	50	22	100	19	50	60	B	•
	216-71277	TC50H100D27F	50	27	100	21	55	78	C	•
	266-71256	TC50H100D32F	50	32	100	24	66	78	-	•
	266-71276	TC50H100D40F	50	40	100	27	70	78	-	•
H 160	216-71256	TC40H160D16F	40	16	160	17	39	-	-	•
	216-71260	TC40H160D22F	40	22	160	19	46	48	A	•
	266-71234	TC50H160D16F	50	16	160	17	38	-	-	•
	216-71268	TC50H160D22F	50	22	160	19	46	48	A	•
	216-71273	TC50H160D22F	50	22	160	19	50	60	B	•
	216-71278	TC50H160D27F	50	27	160	21	55	78	C	•
	266-71257	TC50H160D32F	50	32	160	24	66	78	-	•
	266-71287	TC50H160D40F	50	40	160	27	70	78	-	•
H 200	216-71257	TC40H200D16F	40	16	200	17	39	-	-	•
	216-71261	TC40H200D22F	40	22	200	19	46	48	A	•
	266-71250	TC50H200D16F	50	16	200	17	39	-	-	•
	216-71269	TC50H200D22F	50	22	200	19	46	48	A	•
	216-71274	TC50H200D22F	50	22	200	19	50	60	B	•
	216-71279	TC50H200D27F	50	27	200	21	55	78	C	•
	266-71258	TC50H200D32F	50	32	200	24	66	78	-	•
	266-71288	TC50H200D40F	50	40	200	27	70	78	-	•

A/Für Fräser D50 - B/Für Fräser D63 - C/Für Fräser D80
A/Suitable for milling cutters D50 - B/Suitable for milling cutters D63 - C/Suitable for milling cutters D80
A/подходит для фрез D50 - B/подходит для фрез D63 - C/подходит для фрез D80
A/Adaptes pour fraises D50 - B/Adaptes pour fraises D63 - C/Adaptes pour fraises D80
A/Adatti per frese D50 - B/Adatti per frese D63 - C/Adatti per frese D80
A/适用于 D50 铣刀 - B/适用于 D63 铣刀 - C/适用于 D80 铣刀

Ersatzteile • *Spare parts* • Pièces détachées • *Componenti* • *Запасные части* • 零件

D/D2	Cross Screw	Cross screw on enquiry	Tenon	Screw	Wrench
	1	1	2	3	
16	811-107003	811-107013	814-202280	811-101004	816-130002
22/46	811-107004	811-107014	814-202250	811-101011	816-130003
22/50	811-107004	811-107014	814-202260	811-101012	816-130003
27	811-107005	811-107015	814-202270	811-101017	816-130004
32	811-107006	811-107016	814-202290	811-101029	816-130005
40	811-107007	811-107017	814-202180	811-101028	816-130006

pag. 470-471

pag. 470-471

pag. 470-471

AUFSTECKFRÄSDORNE FUR FRÄSER MIT QUERNUT UND KÜHLMITTELZUFUHR MIT GRÖBEREM BUND
FACE MILL HOLDERS-TENONS DRIVE WITH INTERNAL COOLANT SUPPLY WITH BIGGER FLANGE DIAMETER
ОПРАВКИ ДЛЯ НАСАДНЫХ ФРЕЗ С ВНУТРЕННЕЙ ПОДАЧЕЙ СОЖ И УВЕЛИЧЕННЫМ ДИАМЕТРОМ КОРПУСА

MANDRINS PORTE-FRAISE-ENTRAINEMENT PAR TENONS AVEC ARROSAGE INTERNE BRIDE AJOUTEE
MANDRINI PORTAFRESE A TRASCINAMENTO FISSO CON PASSAGGIO REFRIGERANTE CON FLANGIA MAGGIORATA
平面铣刀柄 – 凸榫驱动配备内部冷却剂供应带更大法兰直径

ISO 3937

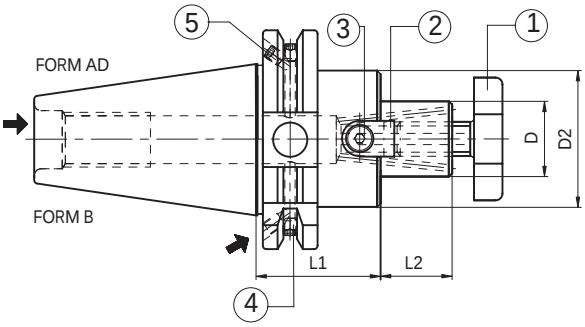

Code N.	Description	ISO	D	L1	L2	D2	G6,3 8000 RPM
216-71301	TC40H45D16F AD+B	40	16	45	17	38	•
216-71302	TC40H45D22F AD+B	40	22	45	19	48	•
216-71303	TC40H50D27F AD+B	40	27	50	21	58	•
216-71304	TC40H55D32F AD+B	40	32	55	24	78	•
216-71305	TC40H55D40F AD+B	40	40	55	27	88	•
216-71306	TC50H45D16F AD+B	50	16	45	17	38	•
216-71307	TC50H45D22F AD+B	50	22	45	19	48	•
216-71308	TC50H45D27F AD+B	50	27	45	21	58	•
216-71309	TC50H55D32F AD+B	50	32	55	24	78	•
216-71310	TC50H55D40F AD+B	50	40	55	27	88	•

pag. 470-471

pag. 470-471

pag. 470-471

Ersatzteile • *Spare parts* • Pièces détachées • *Componenti* • *Запасные части* • 零件

Tape	Screw	Quantity	Screw	Quantity
	4		5	
ISO 40	811-102002 M4X5	2	811-102002 M4X5	2
ISO 50	811-102001 M4X4	2	811-102010 M5X6	2

D	Cross screw	Tenon	Screw	Wrench
	1	2	3 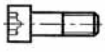	
16	811-107003	814-202280	811-101004	816-130002
22	811-107004	814-202250	811-101011	816-130003
27	811-107005	814-202270	811-101018	816-130004
32	811-107006	814-202630	811-101029	816-130005
40	811-107007	814-202710	811-101029	816-130006

AUFSTECKFRÄSDORNE FÜR FRÄSER MIT QUERNUT UND KÜHLMITTELZUFUHR-LANGE AUSFÜHRUNG
FACE MILL HOLDERS-TENONS DRIVE-WITH INTERNAL COOLANT SUPPLY-LONG
ОПРАВКИ ДЛЯ НАСАДНЫХ ФРЕЗ С ВНУТРЕННЕЙ ПОДАЧЕЙ СОЖ. УДЛИНЕННОЕ ИСПОЛНЕНИЕ
MANDRINS PORTE-FRAISE-ENTRAINEMENT PAR TENONS AVEC ARROSAGE INTERNE-LONGUE
MANDRINI PORTAFRESE A TRASCINAMENTO FISSO CON PASSAGGIO REFRIGERANTE-LUNGA
平面铣刀柄 – 凸榫驱动配备内部冷却剂供应加长

ISO 3937

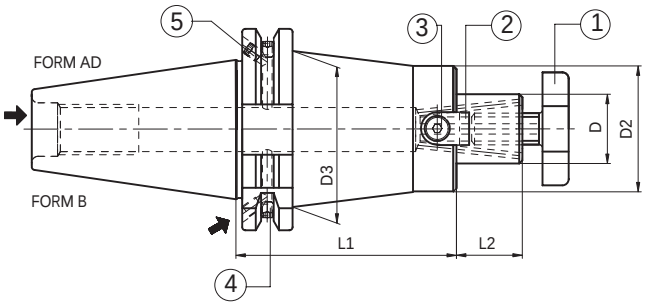

	Code N.	Description	ISO	D	L1	L2	D2	D3	G6,3 8000 RPM
H 100	216-71321	TC40H100D16F AD+B	40	16	100	17	32	42	•
	216-71322	TC40H100D22F AD+B	40	22	100	19	40	49	•
	216-71323	TC40H100D27F AD+B	40	27	100	21	48	-	•
	216-71324	TC40H100D32F AD+B	40	32	100	24	58	-	•
	216-71326	TC40H100D40F AD+B	40	40	100	27	70	-	•
	216-71312	TC50H100D16F AD+B	50	16	100	17	32	42	•
	216-71313	TC50H100D22F AD+B	50	22	100	19	40	55	•
	216-71314	TC50H100D27F AD+B	50	27	100	21	48	60	•
	216-71315	TC50H100D32F AD+B	50	32	100	24	58	68	•
	216-71316	TC50H100D40F AD+B	50	40	100	27	70	-	•

pag. 470-471

pag. 470-471

pag. 470-471

Ersatzteile • *Spare parts* • Pièces détachées • *Componenti* • *Запасные части* • 零件

Tape	Screw	Quantity	Screw	Quantity
	4		5	
ISO 40	811-102002 M4X5	2	811-102002 M4X5	2
ISO 50	811-102001 M4X4	2	811-102010 M5X6	2

D	Cross screw	Tenon	Screw	Wrench
	1	2	3 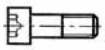	
16	811-107003	814-20214	811-101003	816-130002
22	811-107004	814-20215	811-101010	816-130003
27	811-107005	814-20216	811-101017	816-130004
32	811-107006	814-20217	811-101027	816-130005
40	811-107007	814-20218	811-101028	816-130006

AUFSTECKFRÄSERDORNE FÜR MESSERKÖPFE
FACE MILL HOLDER FOR FACE MILLING CUTTERS
ОПРАВКИ ДЛЯ ФЛАНЦЕВОГО КРЕПЛЕНИЯ ФРЕЗ
MANDRINS PORTE-FRAISE POUR FRAISES A SURFACER
MANDRINI PORTAFRESE PER FRESE A SPIANARE
平面铣刀柄-夹持端铣刀

DIN 6357

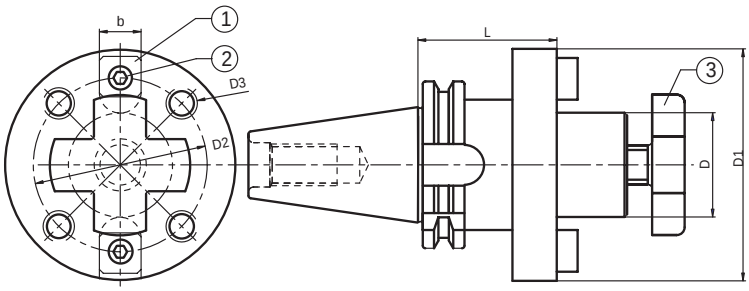

Code N.	Description	ISO	D	L	D1	D2	D3	b	G6,3 8000 RPM
▲ 216-21201	TC40H60D40	40	40	60	89	66.7	M12	15.9	•
▲ 216-21202	TC50H70D40	50	40	70	89	66.7	M12	15.9	•
216-21203	TC50H70D60	50	60	70	129	101.6	M16	25.4	•

▲ INKLUSIVE INNENSCHARUBE • *SUPPLIED WITH INTERNAL SCREW* • *ПОСТАВЛЯЕТСЯ С ВНУТРЕННИМ ВИНТОМ*
VIS INTERNE INCLUSE • *FORNITO CON VITE CENTRALE INCLUSA* • 供货时提供内部螺丝

Ersatzteile • *Spare parts* • Pièces détachées • *Componenti* • *Запасные части* • 零件

D	Tenon	Screw	Screw	Wrench
	1	2 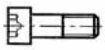	3	
40	814-202080	811-101028	811-107007	816-130006
60	814-202120	811-101063	-	-

ZWISCHENHÜLSEN FÜR MORSEKEGEL MIT AUSTREIBLAPPEN
MORSE TAPER ADAPTORS FOR DRILLS
ОПРАВКИ ДЛЯ КОНУСА МОРЗЕ С ЛАПКОЙ
DOUILLES POUR CONE MORSE A TENON
MANDRINI PORTAPUNTE ATTACCO CONO MORSE
莫氏锥度钻接头

DIN 69871 AD

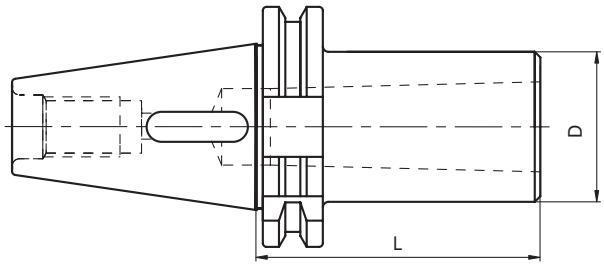

Code N.	Description	ISO	MORSE	D	L	G6,3 8000 RPM
212-41201	TC40H50CM1P	40	1	25	50	•
212-41202	TC40H60CM2P	40	2	32	60	•
212-41203	TC40H70CM3P	40	3	40	70	•
212-41204	TC40H95CM4P	40	4	48	95	•
212-41205	TC50H50CM1P	50	1	25	50	•
212-41206	TC50H60CM2P	50	2	32	60	•
212-41207	TC50H65CM3P	50	3	40	65	•
212-41208	TC50H95CM4P	50	4	48	95	•
212-41209	TC50H120CM5P	50	5	63	120	•

ZWISCHENHÜLSEN FÜR MORSEKEGEL MIT ANZUGSGEWINDE
MORSE TAPER ADAPTER WITH THREAD
ОПРАВКИ ДЛЯ КОНУСА МОРЗЕ С РЕЗЬБОЙ
DOUILLES POUR CONE MORSE AVEC TARAUDAGE
MANDRINI PORTAFRESE ATTACCO CONO MORSE
螺纹莫氏锥度接头

DIN 228-2 FORM C

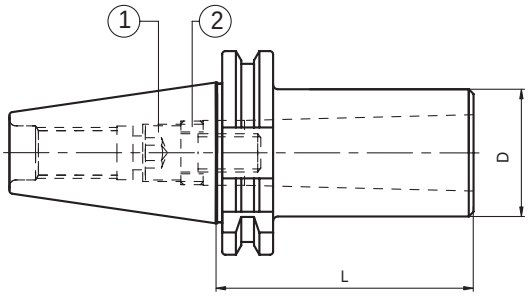

Code N.	Description	ISO	MORSE	D	L	G6,3 8000 RPM
212-21201	TC40H50CM1F	40	1	25	50	•
212-21202	TC40H50CM2F	40	2	32	50	•
212-21203	TC40H70CM3F	40	3	40	70	•
212-21204	TC40H95CM4F	40	4	48	95	•
212-21205	TC50H45CM1F	50	1	25	45	•
212-21206	TC50H60CM2F	50	2	32	60	•
212-21207	TC50H65CM3F	50	3	40	65	•
212-21208	TC50H95CM4F	50	4	48	95	•
212-21209	TC50H120CM5F	50	5	63	120	•

Ersatzteile • *Spare parts* • Pièces détachées • *Componenti* • *Запасные части* • 零件

TC/MORSE	Screw (TCA)	On enquiry	Ring
	1 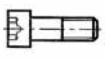	1 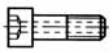	2
40/1	811-101029	-	811-302030
40/2	811-111007	811-111038	811-302031
40/3	811-111008	811-401098	811-302032
40/4	811-111005	811-401083	811-302036
50/1	811-101029	-	811-302030
50/2	811-101054	811-401084	811-302032
50/3	811-101065	811-401085	811-302032
50/4	811-401037	811-401086	811-302036
50/5	811-101092	811-401087	811-302034

ZWISCHENHÜLSEN FÜR MORSEKEGEL MIT ANZUGSGEWINDE
MORSE TAPER ADAPTER WITH THREAD
ОПРАВКИ ДЛЯ КОНУСА МОРЗЕ С РЕЗЬБОЙ
DOUILLES POUR CONE MORSE AVEC TARAUDAGE
MANDRINI PORTAFRESE ATTACCO CONO MORSE
螺纹莫氏锥度接头

DIN 228-2 FORM C

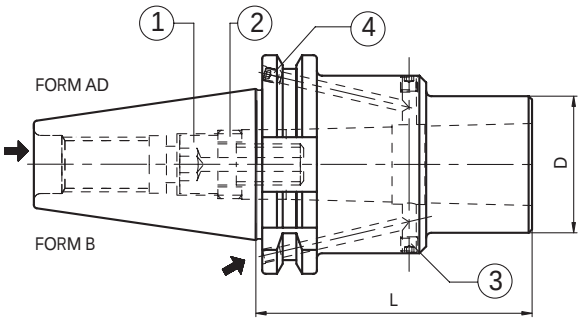

Code N.	Description	ISO	MORSE	D	L	G6,3 8000 RPM
212-31321	TC40H50CM2F AD+B	40	2	32	50	•
212-31322	TC40H70CM3F AD+B	40	3	40	70	•
212-31323	TC40H95CM4F AD+B	40	4	48	95	•
212-31324	TC50H60CM2F AD+B	50	2	32	60	•
212-31325	TC50H65CM3F AD+B	50	3	40	65	•
212-31326	TC50H95CM4F AD+B	50	4	48	95	•

Ersatzteile • *Spare parts* • Pièces détachées • *Componenti* • *Запасные части* • 零件

Tape/Morse	Screw	Quantity	Screw	Quantity
	3		4	
40/2	811-102002 M4X5	2	811-102002 M4X5	2
40/3,4	-	-	811-102002 M4X5	2
50/2,3	811-102001 M4X4	2	811-102010 M5X6	2
50/4,5	-	-	811-102010 M5X6	2

TC/MORSE	Screw (TCA)	On enquiry	Ring
	1 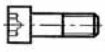	1 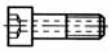	2
40/2	811-111007	811-111038	811-302031
40/3	811-111008	811-401098	811-302032
40/4	811-111005	811-401083	811-302036
50/2	811-101054	811-401084	811-302032
50/3	811-101065	811-401085	811-302032
50/4	811-401037	811-401086	811-302036

ZWISCHENHÜLSEN FÜR MORSEKEGEL MIT AUSTREIBLAPPEN ODER ANZUGSGEWINDE
MORSE TAPER ADAPTORS FOR DRILLS AND MILLS
ОПРАВКИ ДЛЯ КОНУСОВ МОРЗЕ С ЛАПКОЙ И С РЕЗЬБОЙ
DOUILLES POUR CONE MORSE A TENON ET AVEC TARAUDAGE
MANDRINI PORTAPUNTE-PORTAFRESE ATTACCO CONO MORSE
莫氏锥度钻铣接头

DIN 228-2 FORM C/D

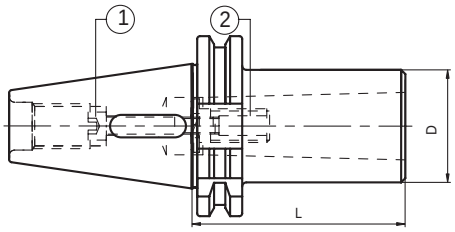

Kombi Version

	Code N.	Description	ISO	MORSE	D	L	G6,3 8000 RPM
STANDARD	212-61201	TC40H50CM1P/F	40	1	25	50	•
	212-61202	TC40H60CM2P/F	40	2	32	60	•
	212-61203	TC40H75CM3P/F	40	3	40	75	•
	212-61205	TC50H45CM1P/F	50	1	25	45	•
	212-61206	TC50H60CM2P/F	50	2	32	60	•
	212-61207	TC50H65CM3P/F	50	3	40	65	•
	212-61208	TC50H95CM4P/F	50	4	48	95	•
	212-61209	TC50H120CM5P/F	50	5	63	120	•

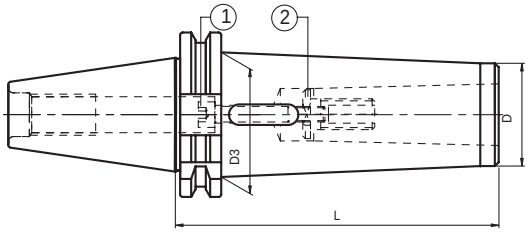

Kombi Version

	Code N.	Description	ISO	MORSE	D	D3	L	G6,3 8000 RPM
EXTENDED	212-61210	TC40H115CM1P/F	40	1	18	25	115	•
	212-61211	TC40H125CM2P/F	40	2	25	32	125	•
	212-61212	TC40H140CM3P/F	40	3	33	40	140	•
	212-61214	TC50H120CM1P/F	50	1	18	25	120	•
	212-61215	TC50H140CM2P/F	50	2	25	32	140	•
	212-61216	TC50H150CM3P/F	50	3	33	40	150	•
	212-61217	TC50H180CM4P/F	50	4	40	48	180	•
	212-61218	TC50H220CM5P/F	50	5	55	63	220	•

Ersatzteile • *Spare parts* • Pièces détachées • *Componenti* • *Запасные части* • 零件

Code N.	Screw	Ring	Code N.	Screw	Ring
	1 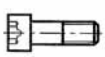	2		1 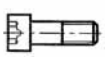	2 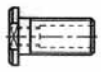
212-61201	811-101033	-	212-61210	811-101037	-
212-61202	811-401018	-	212-61211	811-401015	-
212-61203	811-101034	811-302006	212-61212	811-101081	811-302006
212-61205	811-101033	-	212-61214	811-101077	-
212-61206	811-101057	-	212-61215	811-101078	-
212-61207	811-101070	-	212-61216	811-101079	-
212-61208	811-401016	-	212-61217	811-401030	-
212-61209	811-101071	811-302008	212-61218	811-101080	811-302008

ZWISCHENHÜLSEN SK X HSK A+C – MANUELLES SPANNSYSTEM
TAPER ADAPTER SA X HSK A+C – MANUAL CLAMPING
ПЕРЕХОДНЫЕ ОПРАВКИ SK – HSK A+C – РУЧНАЯ УСТАНОВКА

DOUILLES INTERMEDIAIRES SA X HSK A+C – SERRAGE MANUEL
MANDRINI RIDUZIONE DA TC A HSK A+C – CHIUSURA MANUALE
SA X HSK A+C 锥度接头 – 手动夹紧

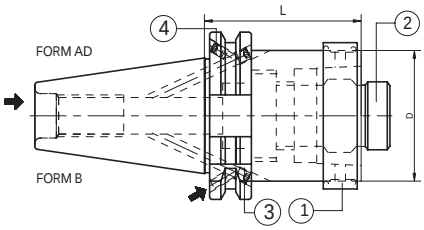

Code N.	Description	ISO	HSK	D	L	1 Ring (complete)	2 Locking unit (complete)
212-91301	TC40H60HSK50 AD+B	40	50	50	60	H50A-AN	H50A-UBL
212-91302	TC40H80HSK63 AD+B	40	63	63	80	H63A-AN	H63A-UBL
212-91304	TC50H60HSK63 AD+B	50	63	63	60	H63A-AN	H63A-UBL

Ersatzteile • *Spare parts* • Pièces détachées • *Componenti* • *Запасные части* • 零件

Tape	Screw	Quantity	Screw	Quantity
	3		4	
ISO 40	811-102002 M4X5	2	811-102002 M4X5	2
ISO 50	811-102001 M4X4	2	811-102010 M5X6	2

ZWISCHENHÜLSEN SK X SK
ISO TAPER ADAPTORS
ПЕРЕХОДНЫЕ ОПРАВКИ SK –SK

DOUILLES INTERMEDIAIRES TC X SA
MANDRINI RIDUZIONE E PROLUNGHE DA DIN69871 A DIN2080/DIN69871/MAS403BT
ISO 锥度接头

DIN 69871 AD

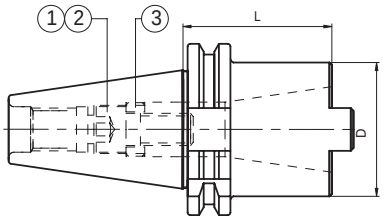

Code N.	Description	ISO	ISO	D	L	G6,3 8000 RPM
212-11213	TC40H100ISO40/TC40	40	40	68	100	•
212-11201	TC50H70ISO40/TC40	50	40	68	70	•
212-11214	TC50H120ISO50/TC50	50	50	100	120	•

Ersatzteile • *Spare parts* • Pièces détachées • *Componenti*

OUTSIDE	INSIDE	Screw (ISO)	Screw (TC)	Ring	Wrench
		1 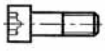	2 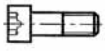	3	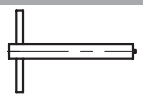
40	30	811-401085	811-401146	811-302032	816-20206002
40	40	811-401147	811-401150	811-302036	816-20207002
50	40	811-401147	811-401150	811-302036	816-20207002
50	50	811-401151	811-401152	811-302047	816-20209002

Verschlußschraube für DIN69871/MAS BT/DIN2080 wird mitgeliefert und ist durchbohrt
Supplied with a bored screw DIN69871/MAS BT/DIN2080
Livré avec une vis de serrage DIN69871/MAS BT/DIN2080 percée
In dotazione vite per chiusura DIN69871/MAS BT/DIN2080 forata
Поставляется с винтом с отверстием для DIN69871/MAS BT/DIN2080
提供 DIN69871/MAS BT/DIN2080 无铆螺钉一个

SPANNZANGENFUTTER ER TYP
ER COLLET CHUCK
ЦАНГОВЫЙ ПАТРОН ДЛЯ ЦАНГ ER

MANDRINS A PINCES TYPE ER
MANDRINI PORTAPINZA TIPO ER
ER筒夹头

DIN 6499

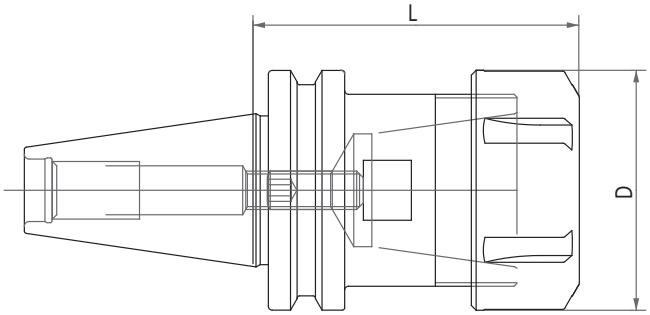

Code N.	Description	TEK	ER	D	L	G2,5 25000
264-31237	TEK30H59ER16M	30	16M	22	59	•
264-31240	TEK30H65ER25	30	25	42	65	•
264-31238	TEK30H50ER32	30	32	50	50	•
264-31239	TEK30H68ER32	30	32	50	68	•
264-31241	TEK30H57ER40	30	40	63	57	•

SPANNZANGENFUTTER ER TYP
ER COLLET CHUCK
ЦАНГОВЫЕ ПАТРОНЫ ER

MANDRINS A PINCES TYPE ER
MANDRINI PORTAPINZA TIPO ER
ER 弹簧夹头

DIN 6499

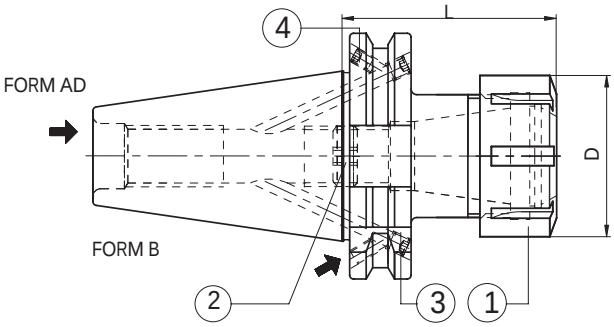

Code N.	Description	ISO	ER	D	L	G2,5 25000 RPM
214-91301	TC40H70ER16 AD+B	40	16	32	70	•
214-91302	TC40H70ER25 AD+B	40	25	42	70	•
214-91303	TC40H70ER32 AD+B	40	32	50	70	•
214-91304	TC40H70ER40 AD+B	40	40	63	70	•
214-91306	TC50H70ER32 AD+B	50	32	50	70	•
214-91307	TC50H80ER40 AD+B	50	40	63	80	•

Zubehör
Accessories
Accessoires
Accessori
Принадлежности
零件

pag. 158


pag. 158

High balanced

Ersatzteile • *Spare parts* • Pièces détachées • *Componenti* • *Запасные части* • 零件

Tape	Screw ❸	Quantity	Screw ❹	Quantity
ISO 40	811-102002 M4X5	2	811-102002 M4X5	2
ISO 50	811-102001 M4X4	2	811-102010 M5X6	2

ER	Nut ❶	Stop screw ❷
16	812-203069	811-303119
25	812-203070	811-303121
32	812-203071	811-303118
40	812-203072	811-303122

SPANNZANGENFUTTER ER TYP-LANG
ER COLLET CHUCK-LONG
ЦАНГОВЫЕ ПАТРОНЫ ER. УДЛИНЕННОЕ ИСПОЛНЕНИЕ

MANDRINS A PINCES TYPE ER-SERIE LONGUE
MANDRINI PORTAPINZA TIPO ER-SERIE LUNGA
ER 弹簧夹头-加长

DIN 6499

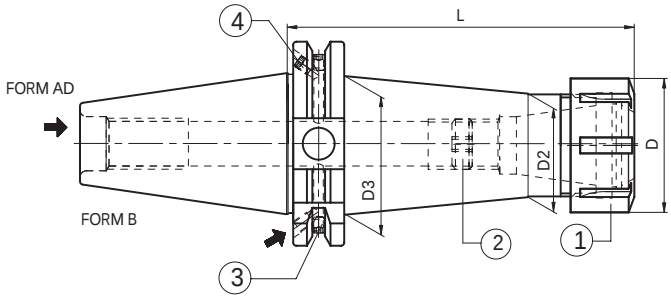

	Code N.	Description	ISO	ER	D	L	D2	D3	G2,5 25000 RPM
H 100	214-91308	TC40H100ER16 AD+B	40	16	32	100	22	32	•
	214-91309	TC40H100ER25 AD+B	40	25	42	100	32	42	•
	214-91310	TC40H100ER32 AD+B	40	32	50	100	40	50	•
	214-91311	TC40H100ER40 AD+B	40	40	63	100	50	50	•
	214-91312	TC50H100ER16 AD+B	50	16	32	100	22	32	•
	214-91313	TC50H100ER25 AD+B	50	25	42	100	32	42	•
	214-91314	TC50H100ER32 AD+B	50	32	50	100	40	50	•
	214-91315	TC50H100ER40 AD+B	50	40	63	100	50	63	•
H 160	214-91316	TC40H160ER16 AD+B	40	16	32	160	22	32	•
	214-91317	TC40H160ER25 AD+B	40	25	42	160	32	42	•
	214-91318	TC40H160ER32 AD+B	40	32	50	160	40	50	•
	214-91319	TC40H160ER40 AD+B	40	40	63	160	50	50	•

Zubehör
Accessories
Accessoires
Accessori
Принадлежности
零件

pag. 158


pag. 158

High balanced

Ersatzteile • *Spare parts* • Pièces détachées • *Componenti* • *Запасные части* • 零件

Tape	Screw ③	Quantity	Screw ④	Quantity
ISO 40	811-102002 M4X5	2	811-102002 M4X5	2
ISO 50	811-102001 M4X4	2	811-102010 M5X6	2

ER	Nut ①	Stop screw ②
16	812-203069	811-303119
25	812-203070	811-303121
32	812-203071	811-303118
40	812-203072	811-303122

SPANNZANGENFUTTER ER MINI
ER MINI COLLET CHUCK
ЦАНГОВЫЕ МИНИ-ПАТРОНЫ ER

MANDRINS A PINCES TYPE ER MINI
MANDRINI PORTAPINZA TIPO ER MINI EXTRA SOTTILI
ER 迷你弹簧夹头

DIN 6499

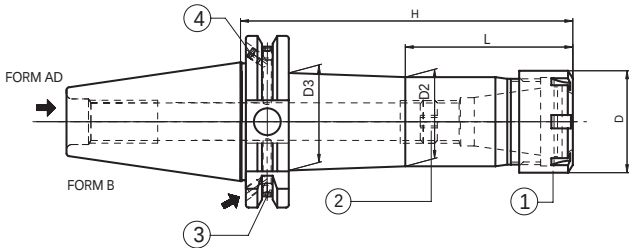

Code N.	Description	ISO	ER	D	H	L	D2	D3	G6,3 12000 RPM
214-91333	TC40H70ER11M AD+B	40	11M	16	70	22	14	20	•
214-91334	TC40H100ER11M AD+B	40	11M	16	100	40	14	21	•
214-91335	TC40H160ER11M AD+B	40	11M	16	160	50	14	29	•
214-91336	TC40H70ER16M AD+B	40	16M	22	70	27	20	26	•
214-91337	TC40H100ER16M AD+B	40	16M	22	100	47	20	27	•
214-91338	TC40H160ER16M AD+B	40	16M	22	160	97	20	27	•
214-91348	TC40H70ER20M AD+B	40	20M	28	70	-	26	-	•
214-91349	TC40H100ER20M AD+B	40	20M	28	100	48	26	31	•
214-91350	TC40H160ER20M AD+B	40	20M	28	160	98	26	33	•
214-91339	TC40H70ER25M AD+B	40	25M	35	70	-	33	-	•
214-91340	TC40H100ER25M AD+B	40	25M	35	100	-	33	-	•
214-91341	TC40H160ER25M AD+B	40	25M	35	160	103	33	36	•
214-91343	TC50H100ER16M AD+B	50	16M	22	100	47	22	28	•
214-91344	TC50H160ER16M AD+B	50	16M	22	160	97	22	30	•
214-91352	TC50H100ER20M AD+B	50	20M	28	100	48	28	33	•
214-91353	TC50H160ER20M AD+B	50	20M	28	160	98	28	35	•
214-91346	TC50H100ER25M AD+B	50	25M	35	100	-	35	-	•
214-91347	TC50H160ER25M AD+B	50	25M	35	160	103	35	42	•

Zubehör
Accessories
Accessoires
Accessori
Принадлежности
零件

pag. 156

Slim Line

Ersatzteile • *Spare parts* • Pièces détachées • *Componenti* • *Запасные части* • 零件

Tape	Screw ❸	Quantity	Screw ❹	Quantity
ISO 40	811-102002 M4X5	2	811-102002 M4X5	2
ISO 50	811-102001 M4X4	2	811-102010 M5X6	2

ER	Nut ❶	Stop screw ❷
11M	812-203012	811-303081
16M	812-203013	811-303119
20M	812-203014	811-303120
25M	812-203015	811-303121

SPANNZANGENFUTTER ER TYP / ER COLLET CHUCK / ЦАНГОВЫЕ ПАТРОНЫ ER

MANDRINS A PINCES TYPE ER / MANDRINI PORTAPINZA TIPO ER / ER 弹簧夹头

DIN 6499

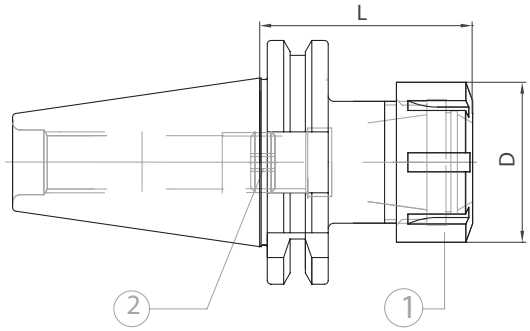

Code N.	Description	ISO	ER	D	L	G6,3 12000 RPM
214-31211	TC30H55ER16	30	16	32	55	•
264-31236	TC30H55ER20	30	20	35	55	•
214-31212	TC30H55ER25	30	25	42	55	•
214-31228	TC30H60ER32	30	32	50	60	•
214-31241	TC40H70ER16	40	16	32	70	•
214-31238	TC40H70ER20	40	20	35	70	•
214-31201	TC40H70ER25	40	25	42	70	•
214-31202	TC40H70ER32	40	32	50	70	•
214-31215	TC40H70ER40	40	40	63	70	•
264-31233	TC50H70ER16	50	16	32	70	•
214-31250	TC50H70ER25	50	25	42	70	•
214-31203	TC50H70ER32	50	32	50	70	•
214-31204	TC50H80ER40	50	40	63	80	•

Ersatzteile • *Spare parts* • Pièces détachées • *Componenti* • *Запасные части* • 零件

ER	Nut ❶	Stop screw ❷
16	812-203005	811-303119
20	812-203006	811-303120
25	812-203001	811-303121
32	812-203002	811-303118
40	812-203003	811-303122

SPANNZANGENFUTTER ER TYP-LANG
ER COLLET CHUCK-LONG
ЦАНГОВЫЕ ПАТРОНЫ ER. УДЛИНЕННОЕ ИСПОЛНЕНИЕ

MANDRINS A PINCES TYPE ER-SERIE LONGUE
MANDRINI PORTAPINZA TIPO ER- SERIE LUNGA
ER 弹簧夹头-加长

DIN 6499

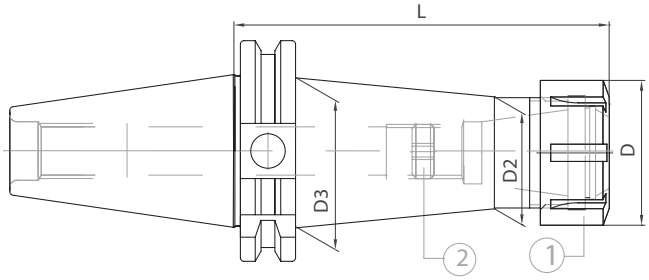

Code N.	Description	ISO	ER	D	L	D2	D3	G6,3 12000 RPM
214-31242	TC40H100ER16	40	16	32	100	22	31	•
214-31257	TC40H100ER20	40	20	35	100	25	34	•
214-31232	TC40H100ER25	40	25	42	100	32	41	•
214-31230	TC40H100ER32	40	32	50	100	40	44	•
214-31286	TC40H100ER40	40	40	63	100	50	50	•

Ersatzteile • *Spare parts* • Pièces détachées • *Componenti* • *Запасные части* • 零件

ER	Nut	Stop screw
	1	2
16	812-203005	811-303119
20	812-203006	811-303120
25	812-203001	811-303121
32	812-203002	811-303118
40	812-203003	811-303122

SPANNZANGENFUTTER ER TYP / ER COLLET CHUCK / ЦАНГОВЫЕ ПАТРОНЫ ER

MANDRINS A PINCES TYPE ER / MANDRINI PORTAPINZA TIPO ER / ER 弹簧夹头

DIN 6499

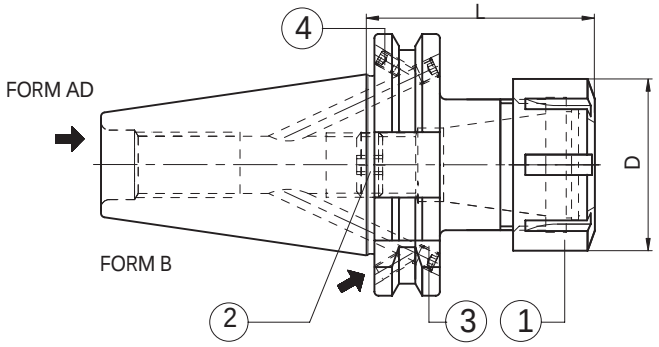

	Code N.	Description	ISO	ER	D	L	G6,3 12000 RPM
STANDARD	214-31362	TC40H70ER16 AD+B	40	16	32	70	•
	214-31383	TC40H70ER20 AD+B	40	20	35	70	•
	214-31329	TC40H70ER25 AD+B	40	25	42	70	•
	214-31331	TC40H70ER32 AD+B	40	32	50	70	•
	214-31333	TC40H70ER40 AD+B	40	40	63	70	•
	214-31381	TC50H70ER16 AD+B	50	16	32	70	•
	214-31341	TC50H70ER25 AD+B	50	25	42	70	•
	214-31335	TC50H70ER32 AD+B	50	32	50	70	•
	214-31338	TC50H80ER40 AD+B	50	40	63	80	•

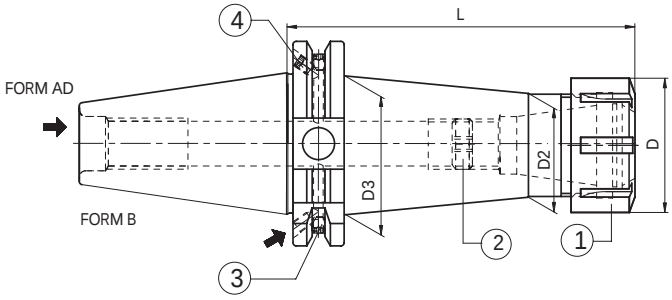

	Code N.	Description	ISO	ER	D	L	D2	D3	G6,3 12000 RPM
H 100	214-31363	TC40H100ER16 AD+B	40	16	32	100	22	32	•
	214-31384	TC40H100ER20 AD+B	40	20	35	100	25	35	•
	214-31347	TC40H100ER25 AD+B	40	25	42	100	32	42	•
	214-31348	TC40H100ER32 AD+B	40	32	50	100	40	50	•
	214-31364	TC40H100ER40 AD+B	40	40	63	100	50	50	•
	214-31365	TC50H100ER16 AD+B	50	16	32	100	22	32	•
	214-31342	TC50H100ER25 AD+B	50	25	42	100	32	42	•
	214-31336	TC50H100ER32 AD+B	50	32	50	100	40	50	•
	214-31339	TC50H100ER40 AD+B	50	40	63	100	50	63	•

* Ausführung Form AD
* Execution form AD
* Forme AD
* Forma AD
* Исполнение AD
* 执行形式 AD

Zubehör
Accessories
Accessoires
Accessori
Принадлежности
零件

pag. 178

pag. 149

pag. 157

pag. 149

pag. 157

SPANNZANGENFUTTER ER TYP-LÄNGE AUSFÜHRUNG
ER COLLET CHUCK-LONG
ЦАНГОВЫЕ ПАТРОНЫ ER. УДЛИНЕННОЕ ИСПОЛНЕНИЕ
MANDRINS A PINCES TYPE ER-SERIE LONGUE
MANDRINI PORTAPINZA TIPO ER-SERIE LUNGA
ER 弹簧夹头-加长

DIN 6499

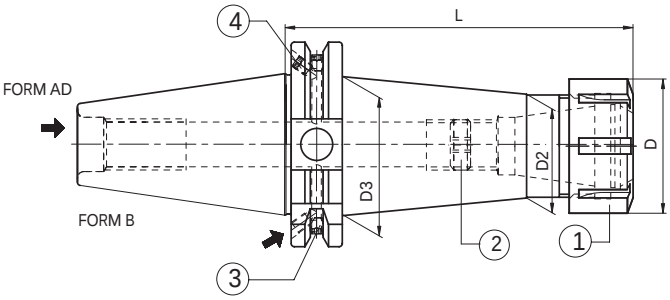

	Code N.	Description	ISO	ER	D	L	D2	D3	G6,3 8000 RPM
H 160	214-31359	TC40H160ER16 AD+B	40	16	32	160	22	32	•
	214-31345	TC40H160ER25 AD+B	40	25	42	160	32	42	•
	214-31346	TC40H160ER32 AD+B	40	32	50	160	40	50	•
	214-31366	TC40H160ER40 AD+B	40	40	63	160	50	50	•
	214-31367	TC50H160ER16 AD+B	50	16	32	160	22	32	•
	214-31368	TC50H160ER25 AD+B	50	25	42	160	32	42	•
	214-31337	TC50H160ER32 AD+B	50	32	50	160	40	50	•
	214-31340	TC50H160ER40 AD+B	50	40	63	160	50	63	•
H 200	214-31369	TC40H200ER16 AD+B	40	16	32	200	22	32	•
	214-31370	TC40H200ER25 AD+B	40	25	42	200	32	42	•
	214-31371	TC40H200ER32 AD+B	40	32	50	200	40	50	•
	214-31372	TC40H200ER40 AD+B	40	40	63	200	50	50	•
	214-31373	TC50H200ER16 AD+B	50	16	32	200	22	32	•
	214-31374	TC50H200ER25 AD+B	50	25	42	200	32	42	•
	214-31375	TC50H200ER32 AD+B	50	32	50	200	40	50	•
	214-31376	TC50H200ER40 AD+B	50	40	63	200	50	63	•

Ersatzteile • *Spare parts* • Pièces détachées • *Componenti* • *Запасные части* • 零件

Tape	Screw ❸	Quantity	Screw ❹	Quantity
ISO 40	811-102002 M4X5	2	811-102002 M4X5	2
ISO 50	811-102001 M4X4	2	811-102010 M5X6	2

ER	Nut ❶	Stop screw ❷
16	812-203005	811-303119
25	812-203001	811-303121
32	812-203002	811-303118
40	812-203003	811-303122

Zubehör
Accessories
Accessoires
Accessori
Принадлежности
零件

pag. 178

pag. 149

pag. 157

pag. 149

pag. 157

SPANNZANGENFUTTER EOC TYP
ER COLLET CHUCK
ЦАНГОВЫЕ ПАТРОНЫ EOC

MANDRINS A PINCES TYPE EOC
MANDRINI PORTAPINZA TIPO EOC
ER 弹簧夹头

DIN 6388

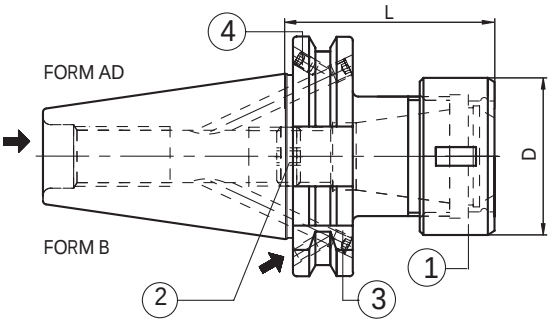

Code N.	Description	ISO	EOC	D	L	G6,3 12000 RPM
214-11320	TC40H70EOC16 AD+B	40	16	43	70	•
214-11321	TC40H70EOC25 AD+B	40	25	60	70	•
214-11322	TC50H70EOC25 AD+B	50	25	60	70	•
214-11323	TC50H80EOC32 AD+B	50	32	72	80	•

Ersatzteile • *Spare parts* • Pièces détachées • *Componenti* • *Запасные части* • 零件

Tape	Screw	Quantity	Screw	Quantity
	3		4	
ISO 40	811-102002 M4X5	2	811-102002 M4X5	2
ISO 50	811-102001 M4X4	2	811-102010 M5X6	2

EOC	Nut	Stop screw	Wrench
	1	2	
16	GOC16	811-303121	816-203033
25	GOC25	811-303123	816-203034
32	GOC32	811-303123	816-203036

Zubehör
Accessories
Accessoires
Accessori
Принадлежности
零件

pag. 158

pag. 154


pag. 158

SPANNZANGENFUTTER ER TYP-LÄNGE EXTRAKURZ
ER COLLET CHUCK WITH INSIDE NUT
ЦАНГОВЫЕ ПАТРОНЫ ER С ВНУТРЕННЕЙ ГАЙКОЙ
MANDRINS COURTS A PINCES TYPE ER
MANDRINI PORTAPINZA TIPO ER EXTRACORTI
ER 弹簧夹头带内部螺母

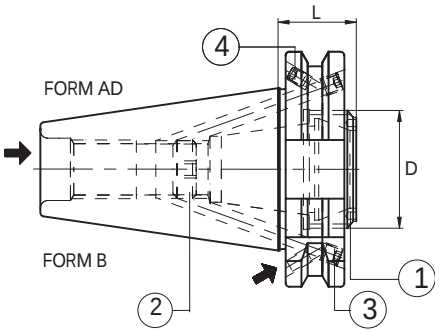

Code N.	Description	ISO	ER	D	L	G6,3 12000 RPM
214-31377	TC40H21ER25A AD+B	40	25	32	21	•
*264-31215	TC40H21ER32A	40	32	40	21	•
214-31378	TC50H21ER32A AD+B	50	32	40	21	•

Ersatzteile • *Spare parts* • Pièces détachées • *Componenti* • *Запасные части* • 零件

Tape	Screw	Quantity	Screw	Quantity
	❸		❹	
ISO 40	811-102002 M4X5	2	811-102002 M4X5	2
ISO 50	811-102063 M5X4	2	811-102010 M5X6	2

ER	Nut	Stop screw	Wrench
	❶	❷	
25A	812-203057	811-303121	CHER25EX
32A	812-203032	811-303118	CHER32EX

* Ausführung Form AD
* Execution form AD
* Forme AD
* Forma AD
* Исполнение AD
* 执行形式 AD

DIN 69871 A

BOHRFUTTERAUFNAHMEN
ARBORS FOR DRILL CHUCKS
ОПРАВКИ ДЛЯ СВЕРЛИЛЬНЫХ ПАТРОНОВ
ARBRES POUR MANDRINS DE PERCAGE
ATTACCO PER MANDRINI PORTAPUNTE
钻夹头刀杆

DIN 238

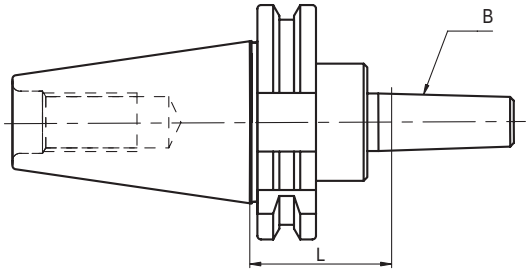

Code N.	Description	ISO	B	L	G6,3 8000 RPM
216-31201	TC40H40B16	40	16	40	•
216-31202	TC40H40B18	40	18	40	•
216-31203	TC50H40B16	50	16	40	•
216-31204	TC50H40B18	50	18	40	•

OPERATING MANUAL FOR HIDRAULIC EXPANSION CHUCKS MANUALE OPERATIVO PER L'UTILIZZO DEI MANDRINI IDRAULICI ИНСТРУКЦИЯ ПО ПРИМЕНЕНИЮ ГИДРАВЛИЧЕСКИХ ПАТРОНОВ

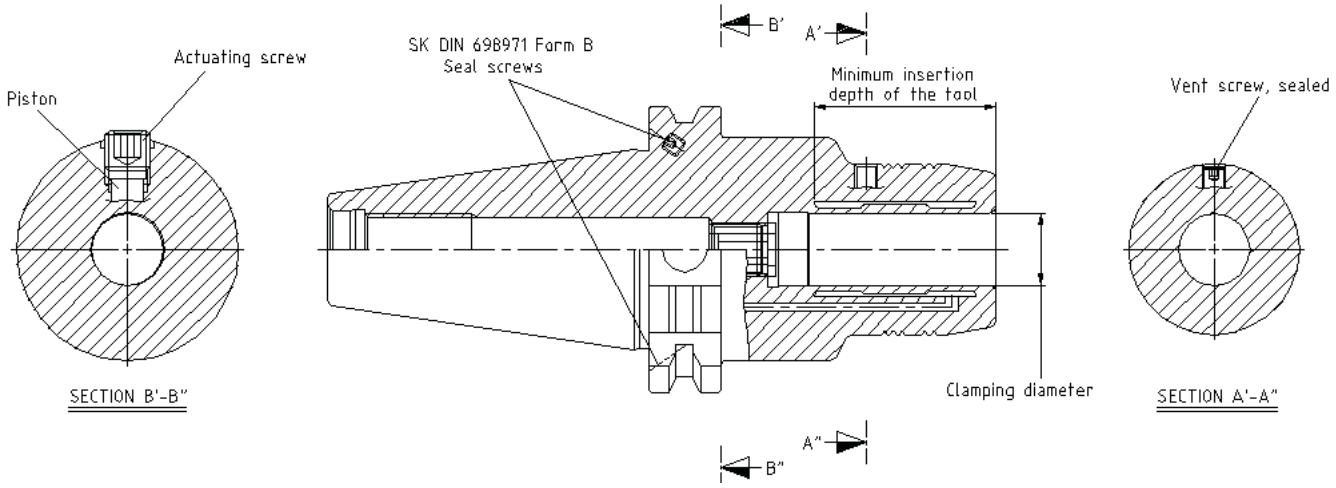

- Please follow our operating instruction carefully to save time and avoid problems

  Пожалуйста, следуйте нашим инструкциям, чтобы избежать проблем и потери времени.

  Raccomandiamo di seguire le nostre istruzioni operative per risparmiare tempo ed evitare problemi

Chart of technical data

Таблица с техническими характеристиками:

Tabella delle informazioni tecniche

Chuck Diameter (HC)	Shaft Clamping	Depending on the mounting shank (max RPM)	Minimum clamping lenght (mm)	Operating temperature	Max coolant pressure (bar)	Moment (Nm)
HC6	6 hb	40.000	27	20-50	80	8 Nm
HC8	8 hb	40.000	27	20-50	80	15 Nm
HC10	10 hb	40.000	32	20-50	80	30 Nm
HC12	12 hb	40.000	37	20-50	80	45 Nm
HC14	14 hb	40.000	37	20-50	80	75 Nm
HC16	16 hb	40.000	42	20-50	80	120 Nm
HC18	18 hb	40.000	42	20-50	80	170 Nm
HC20	20 hb	40.000	42	20-50	80	230 Nm
HC25	25 hb	25.000	48	20-50	80	300 Nm
HC32	32 hb	25.000	55	20-50	80	400 Nm

- The clamping force must be checked periodically. We recommend to check it before initial use and approximately after 100 operations or every 3 months.

  Усилие зажима необходимо периодически проверять. Мы рекомендуем производить проверку перед первым использованием, далее примерно каждые 100 операций или каждые 3 месяца.

  La verifica della forza di serraggio deve essere fatta periodicamente. Si raccomanda di controllarla prima dell'utilizzo e dopo circa 100 operazioni o ogni 3 mesi

ATTENTION / *ВНИМАНИЕ* / ATTENZIONE

- When tools or endmills are clamped into the hydraulic chucks, be sure that oils and dust are completely removed from the internal surface of the hydraulic chuck and the external surface of the tool

  При установке инструмента в гидропатроне, убедитесь, что на внутренней поверхности патрона и внешней поверхности инструмента нет масла и пыли.

  Quando si montano gli utensili o le frese nel mandrino idraulico, la superficie interna del mandrino idraulico e quella esterna dell'utensile devono essere pulite da oli, polveri e residui

HYDRO-DEHNSPANNFUTTER FÜR WERKZEUGE MIT ZYLINDERSCHAFT
HYDRO-EXPANSION CHUCKS FOR TOOLS WITH CYLINDRICAL SHANK
ГИДРАВЛИЧЕСКИЕ ПАТРОНЫ ДЛЯ ИНСТРУМЕНТА С ЦИЛИНДРИЧЕСКИМ ХВОСТОВИКОМ
MANDRINS HYDRO-EXPANSIBLES POUR OUTILS A QUEUE CYLINDRIQUE
MANDRINI IDRAULICI PER UTENSILI ATTACCO CILINDRICO
适用圆柱刀柄的液压膨胀夹头

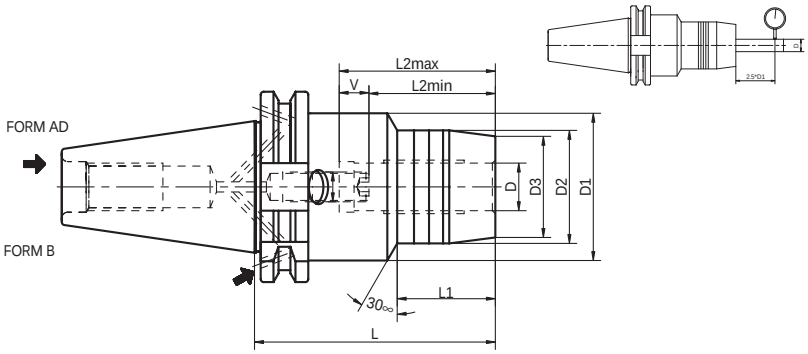

Code N.	Description	ISO	D	D1	D2	L	L1	L2 min	L2 max	V	M	G2,5 25.000
252-11305	TC40-HC6-80.5	40	6	49,5	26	80,5	29,5	27	37	10	M5*0.8	•
252-11307	TC40-HC8-80.5	40	8	49,5	28	80,5	30	27	37	10	M6*1.0	•
252-11309	TC40-HC10-80.5	40	10	49,5	30	80,5	35	31	41	10	M8*1.0	•
252-11311	TC40-HC12-80.5	40	12	49,5	32	80,5	40	36	46	10	M10*1.0	•
252-11313	TC40-HC16-80.5	40	16	49,5	38	80,5	45	39	49	10	M12*1.0	•
252-11315	TC40-HC20-80.5	40	20	49,5	42	80,5	47	41	51	10	M16*1.0	•
252-11317	TC40-HC25-80.5	40	25	63	55	80,5	28	47	57	10	M16*1.0	•
252-11318	TC40-HC32-80.5	40	32	70	63	80,5	25,5	51	61	10	M16*1.0	•
252-11319	TC50-HC6-80.5	50	6	49,5	26	80,5	29,5	27	37	10	M5*0.8	•
252-11320	TC50-HC8-80.5	50	8	49,5	28	80,5	30	27	37	10	M6*1.0	•
252-11321	TC50-HC10-80.5	50	10	49,5	30	80,5	35	31	41	10	M8*1.0	•
252-11322	TC50-HC12-80.5	50	12	49,5	32	80,5	40	36	46	10	M10*1.0	•
252-11323	TC50-HC16-80.5	50	16	49,5	38	80,5	45	39	49	10	M12*1.0	•
252-11324	TC50-HC20-80.5	50	20	49,5	42	80,5	42	41	51	10	M16*1.0	•
252-11331	TC50-HC25-100	50	25	63	55	100	48	47	57	10	M16*1.0	•
252-11332	TC50-HC32-100	50	32	70	63	100	61	51	61	10	M16*1.0	•

High quality

Code N.	Description	ISO	D	D1	D2	L	L1	L2 min	L2 max	V	M	G6,3 15000
252-11325	SK40-G20CS-64.5	40	20	49,5	-	64,5	-	41	51	10	M16*1.0	•
252-11326	SK50-G32CS-81	50	32	72	-	81	-	51	61	10	M16*1.0	•

Zubehör
Accessories
Accessoires
Accessori
Принадлежности
零件

pag. 154

pag. 181

Short Heavy Design

HYDRO-DEHNSPANNFUTTER FÜR FRÄSEN DIN 69871-AD/B
HYDRO CHUCKS SUITABLE FOR MILLING, DIN 69871-AD/B
ГИДРОПЛАСТОВЫЙ ПАТРОН ДЛЯ ФРЕЗ ПО DIN 69871-AD/B

MANDRINS HYDRO-EXPANSIBLES POUR FRAISAGE DIN 69871-AD/B
MANDRINI IDRAULICI ADATTI PER FRESATURA DIN 69871-AD/B
液压铣夹头，DIN 69871-AD/B

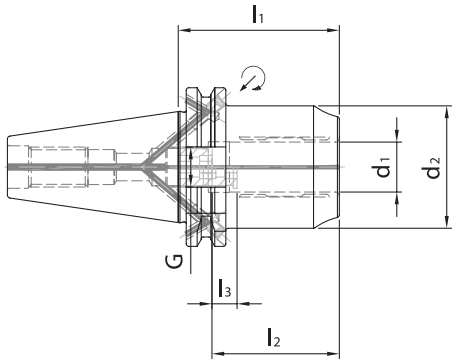

Code N.	Description	ISO	D1	D2	L1	L2	L3	G	G2,5 25000
252-11333	TC40-HC12-50	40	12	42	50	46	10	M8x1x13,5	•
252-11334	TC40-HC20-64,5	40	20	49	64,5	51	10	M16x1x13,5	•

HYDRO-DEHNSPANNFUTTER FÜR FRÄSEN DIN 69871-AD/B
HYDRO CHUCKS SUITABLE FOR MILLING, DIN 69871-AD/B
ГИДРОПЛАСТОВЫЙ ПАТРОН ДЛЯ ФРЕЗ ПО DIN 69871-AD/B

MANDRINS HYDRO-EXPANSIBLES POUR FRAISAGE DIN 69871-AD/B
MANDRINI IDRAULICI ADATTI PER FRESATURA DIN 69871-AD/B
液压铣夹头，DIN 69871-AD/B

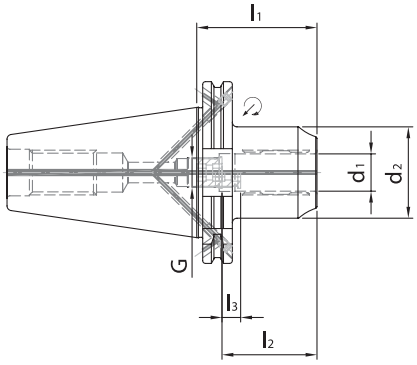

Code N.	Description	ISO	D1	D2	L1	L2	L3	G	G2,5 25000
252-11335	TC50-HC12-50	50	12	42	50	46	10	M8x1x13,5	•
252-11336	TC50-HC20-64,5	50	20	49	64,5	51	10	M16x1x13,5	•
252-11337	TC50-HC32-81	50	32	72	81	61	10	M16x1x13,5	•

KRAFTSPANNFUTTER MANDRINS A FORT SERRAGE
MILLING CHUCK MANDRINI A FORTE SERRAGGIO
УСИЛЕННЫЕ ОПРАВКИ 铣夹头

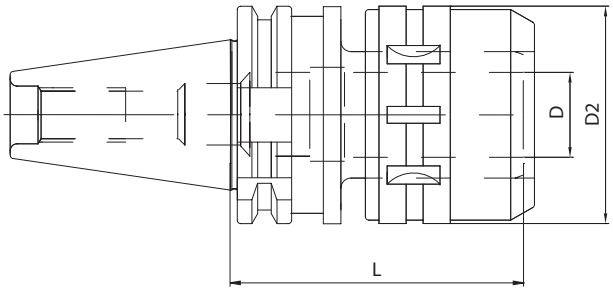

Code N.	Description	ISO	D	D2	L	G6,3 12000 RPM
214-01301	TC40H105C20	40	20	54	105	-
214-01302	TC40H105C32	40	32	72	105	-
214-01304	TC50H105C20	50	20	54	105	-
214-01305	TC50H105C32	50	32	72	105	-
214-01306	TC50H135C32	50	32	72	135	-

INKLUSIVE SPANNSCHLÜSSEL • *SUPPLIED WITH WRENCH* • ПОСТАВЛЯЕТСЯ С КЛЮЧОМ
CLÉ INCLUSE • FORNITI CON CHIAVE INCLUSA • 供货时提供扳手

Zubehör
Accessories
Accessoires
Accessori
Принадлежности
零件

p. 180

pag. 155

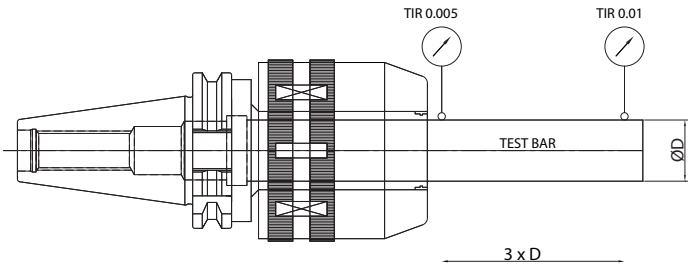

Milling chuck (diameter)	Specification (DIN)	Tolerance (Taper shank)	Run-out (3xD)	Clamping torque
C20	AT3	TC40 (0~+0,003)	0~0,01	980M.m (100 Kgf.m)
C32		TC50 (0~+0,004)		3430M.m (350 Kgf.m)

SPANFUTTER FÜR EINSCHRAUBFRÄSER
MILLING CUTTER ARBORS FOR SCREW-ON TYPE MILLING CUTTERS
ОПРАВКИ ДЛЯ ФРЕЗЕРНЫХ ГОЛОВОК

MANDRINS POUR FRAISER A VISSER
MANDRINI PER FRESE CON ATTACCO FILETTATO
螺纹连接型铣刀的铣刀杆

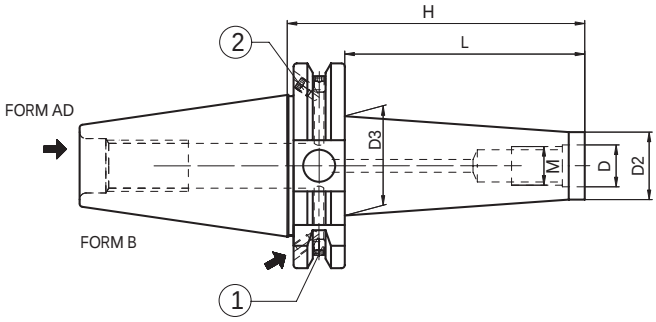

Code N.	Description	ISO	M	D	D2	D3	H	L	G6,3 12000 RPM
217-81320	TC40H55M8 AD+B	40	M8	8,5	13	15	55	36	•
217-81301	TC40H69M8AD+B	40	M8	8.5	13	23	69	50	•
217-81302	TC40H94M8AD+B	40	M8	8.5	13	23	94	75	•
217-81303	TC40H119M8AD+B	40	M8	8.5	13	25	119	100	•
217-81321	TC40H55M10 AD+B	40	M10	10,5	18	20	55	36	•
217-81304	TC40H69M10AD+B	40	M10	10.5	18	23	69	50	•
217-81305	TC40H94M10AD+B	40	M10	10.5	18	28	94	75	•
217-81306	TC40H119M10AD+B	40	M10	10.5	18	32	119	100	•
217-81323	TC40H55M12 AD+B	40	M12	12,5	21	24	55	36	•
217-81307	TC40H69M12AD+B	40	M12	125	21	24	69	50	•
217-81308	TC40H94M12AD+B	40	M12	12.5	21	31	94	75	•
217-81309	TC40H119M12AD+B	40	M12	12.5	21	33	119	100	•
217-81326	TC40H55M16 AD+B	40	M16	17	29	32	55	36	•
217-81310	TC40H69M16AD+B	40	M16	17	29	34	69	50	•
217-81311	TC40H94M16AD+B	40	M16	17	29	34	94	75	•
217-81312	TC40H119M16AD+B	40	M16	17	29	36	119	100	•
217-81313	TC40H145M16AD+B	40	M16	17	29	40	145	126	•
217-81327	TC40H175M16 AD+B	40	M16	17	29	39	175	156	•
217-81314	TC50H69M12AD+B	50	M12	12.5	21	24	69	50	•
217-81315	TC50H119M12AD+B	50	M12	12.5	21	33	119	100	•
217-81316	TC50H169M12AD+B	50	M12	12.5	21	40	169	150	•
217-81317	TC50H69M16AD+B	50	M16	17	29	34	69	50	•
217-81318	TC50H119M16AD+B	50	M16	17	29	36	119	100	•
217-81319	TC50H169M16AD+B	50	M16	17	29	42.5	169	150	•

Ersatzteile • *Spare parts* • Pièces détachées • *Componenti* • *Запасные части* • 零件

Tape	Screw	Quantity	Screw	Quantity
	1		2	
ISO 40	811-102002 M4X5	2	811-102002 M4X5	2
ISO 50	811-102001 M4X4	2	811-102010 M5X6	2

VERLÄNGERUNG FÜR EINSCHRAUBFRÄSER
EXTENSION FOR SCREW IN TYPE MILLS
КОРПУСА ДЛЯ ФРЕЗЕРНЫХ ГОЛОВОК

RALLONGES POUR FRAISES À VISSER
PROLUNGHE PER FRESE CON ATTACCO FILETTATO
铣刀内部螺丝加长

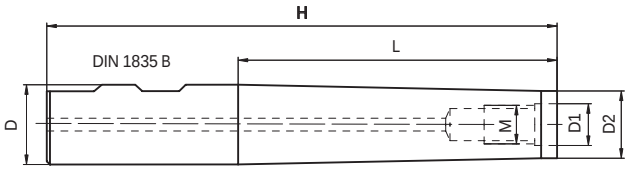

Code N.	Description	D	M	D1	D2	H	L
217-85201	D16H115M8	16	M8	8.5	12.8	115	60
217-85202	D16H160M8	16	M8	8.5	12.8	160	100
217-85203	D20H120M10	20	M10	10.5	17.8	120	60
217-85204	D20H160M10	20	M10	10.5	17.8	160	100
217-85205	D25H160M12	25	M12	12.5	20.8	160	100
217-85206	D32H160M16	32	M16	17	28.8	160	100

VERLÄNGERUNG FÜR EINSCHRAUBFRÄSER
EXTENSION FOR SCREW IN END MILLS
УДЛИНИТЕЛИ ДЛЯ ФРЕЗЕРНЫХ ГОЛОВОК

RALLONGES POUR FRAISES FILETEE
PROLUNGHE PER FRESE FILETTATE
铣刀内部螺丝加长

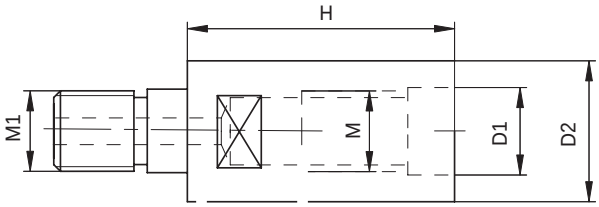

Code N.	Description	M	M1	D1	D2	H
217-85709	M8H30M8	M8	M8	8.5	12.8	30
217-85710	M10H35M10	M10	M10	10.5	17.8	35
217-85711	M12H40M12	M12	M12	12.5	20.8	40
217-85712	M16H40M16	M16	M16	17	28.8	40

NC-BOHRFUTTER
UNIVERSAL DRILL CHUCKS
УНИВЕРСАЛЬНЫЕ СВЕРЛИЛЬНЫЕ ПАТРОНЫ

MANDRINS UNIVERSELS DE PERCAGE
MANDRINI PORTAPUNTE INTEGRALI
万能钻夹头

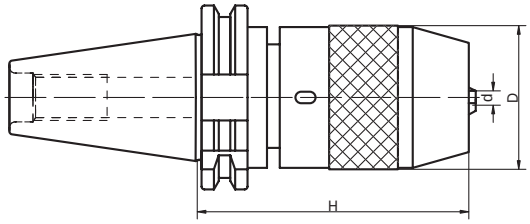

Code N.	Description	ISO	H	D	Clamping capacity	Wrench
252-11211	TC40H100R1-13	40	100	50	1-13	816-111024
252-11212	TC40H115R3-16	40	115	57	3-16	816-111025
252-11213	TC50H100R1-13	50	100	50	1-13	816-111024
252-11214	TC50H105R3-16	50	105	57	3-16	816-111025

RUNDLAUFGENAUIGKEIT 0.04 MM
Zur Erhöhung der Spannkraft werden diese Futter mit Spannschlüssel geliefert.
BEI LINKS LAUFENDEN BEARBEITUNGEN SIND DIESE
FUTTER NICHT ZU BENUTZEN.

RUNOUT ACCURACY 0.04 MM T.I.R.
Supplied with spanner wrench to allow the application
of supplementary gripping torque.
DO NOT USE IN REVOLUTION IN COUNTER-CLOCKWISE DIRECTION.

БИЕНИЕ 0,04 ММ
Поставляется с ключом для более сильного зажима.
НЕ ВРАЩАТЬ ПРОТИВ ЧАСОВОЙ СТРЕЛКИ!

PRECISION DE ROTATION 0.04 MM
Les mandrins sont fournis avec clé de blocage
pour augmenter la force de serrage.
NE PAS UTILISER DANS USINAGE AVEC ROTATION A' GAUCHE

PRECISIONE DI ROTAZIONE 0.04 MM
Per incrementare la forza di serraggio i mandrini sono forniti
con chiave di bloccaggio.
NON DEVONO ESSERE USATI PER LAVORAZIONI
CON ROTAZIONE A SINISTRA.

径向跳动精度 *0.04 MM T.I.R.*
提供活动扳手，以便施加补充夹紧力。
不得用于逆时针方向旋转。

NC-BOHRFUTTER FÜR RECHTS-UND LINKSLAUF
NC DRILL CHUCKS FOR LEFT AND RIGHT ROTATION
СВЕРЛИЛЬНЫЕ ПАТРОНЫ С ВРАЩЕНИЕМ ПО- И ПРОТИВ ЧАСОВОЙ СТРЕЛКИ ДЛЯ СТАНКОВ С ЧПУ

MANDRIN DE PERCAGE CNC POUR ROTATION GAUCHE-DROITE
MANDRINI PORTAPUNTE INTEGRALI PER ROTAZIONE DESTRA E SINISTRA
左右旋转 NC 钻夹头

DIN 69871 ADB

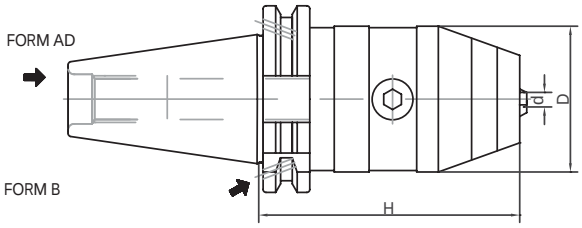

Code N.	Description	ISO	H	D	Clamping capacity	Wrench
252-11301	TC40H90R1-13X	40	90	50	1-13	816-152001
252-11302	TC40H95R3-16X	40	95	57	3-16	816-152001
252-11303	TC50H90R1-13X	50	90	50	1-13	816-152001
252-11304	TC50H95R3-16X	50	95	57	3-16	816-152001

RUNDLAUFGENAUIGKEIT 0.03 MM
Sowohl für rechts- als auch links laufende Bearbeitungen geeignet,
mit Höchstgeschwindigkeit von 7000 u/min.

RUNOUT ACCURACY 0.03 MM T.I.R.
Suitable for right and left rotation up to 7000 rpm.

БИЕНИЕ 0,03 ММ
Можно вращать по- и против часовой стрелки
со скоростью до 7000 об/мин.

PRECISION DE ROTATION 0.03 MM
Utilisables pour rotation droite et gauche,
avec maximale vélocité 7000 rpm

PRECISIONE DI ROTAZIONE 0.03 MM.
Adatti per rotazione sia destra che sinistra,
con velocitá max di 7000 g/min.

径向跳动精度 *0.03 MM T.I.R.*
适用于最高转速达 *7000* 转/分钟的左右旋转

ROHLINGE MIT WEICHEM SCHAFT
BLANK TOOLHOLDER WITH SOFT SHANK
ЗАГОТОВКИ ДЛЯ ОПРАВОК НЕЗАКАЛЕННЫЕ

BARRES D'ALESAGE SEMI-FINIES
MANDRINI SEMILAVORATI A STELO TENERO
带软柄的切断刀柄

DIN 69871 A

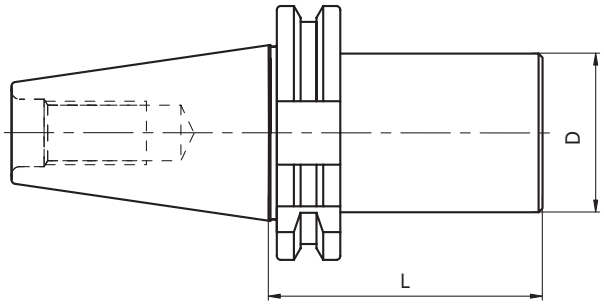

Code N.	Description	ISO	D	L
217-41204	TC40H160D40.5SM	40	40.5	160
217-41205	TC40H160D63.5SM	40	63.5	160
217-41206	TC40H250D63.5SM	40	63.5	250
217-41207	TC50H160D80SM	50	80	160
217-41208	TC50H200D80SM	50	80	200
217-41209	TC50H300D80SM	50	80	300

GEWINDESCHNEID-SCHNELLWECHSELFUTTER MIT LÄNGENAUSGLEICH
TENSION AND COMPRESSION TAPPING HEAD
РЕЗЬБОНАРЕЗНЫЕ ПАТРОНЫ С КОМПЕНСАЦИЕЙ

MANDRINS DE TARAUDAGE A CHANGEMENT RAPIDE A DOUBLE USAGE
MASCHIATORI A DOPPIA COMPENSAZIONE
张力和压缩丝攻头

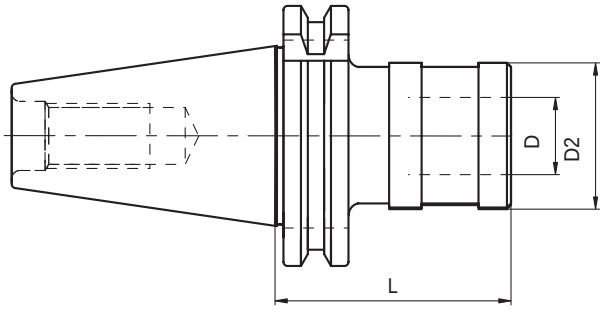

Code N.	Description	ISO	SIZE	Top range	PRESS.	EXT.	D	D2	L
M3008	TC30H60GR1.DC	30	1	M3-M12	9	9	19	38	60
M3010	TC40H60GR1.DC	40	1	M3-M12	9	9	19	38	60
M3110	TC40H92GR2.DC	40	2	M6-M20	15	15	31	53	92
M3210	TC40H138GR3.DC	40	3	M14-M33	24	24	48	78	138
M3030	TC50H62GR1.DC	50	1	M3-M12	9	9	19	38	62
M3130	TC50H83GR2.DC	50	2	M6-M20	15	15	31	53	83
M3230	TC50H133GR3.DC	50	3	M14-M33	24	24	48	78	133

GEWINDESCHNEID-SCHNELLWECHSELFUTTER OHNE LÄNGENAUSGLEICH
SOLID TAPPING HEAD
РЕЗЬБОНАРЕЗНЫЕ ПАТРОНЫ БЕЗ КОМПЕНСАЦИИ

MANDRINS DE TARAUDAGE A CHANGEMENT RAPIDE SANS COMPENSATION
MASCHIATORI RIGIDI SENZA COMPENSAZIONE
固定攻丝头

AD

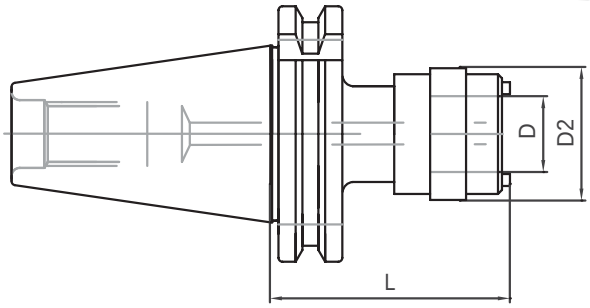

Code N.	Description	ISO	SIZE	Top range	D	D2	L
M5020	TC40H59GR1.SC	40	1	M3-M12	19	33	59
M5040	TC40H82GR2.SC	40	2	M6-M20	31	50	82

Zubehör
Accessories
Accessoires
Accessori
Принадлежности
零件

pag. 145

pag. 146

SONDERWERKZEUGHALTER PORTE-OUTILS SPÉCIAUX
SPECIAL TOOLS PRODOTTI SPECIALI
СПЕЦИАЛЬНЫЕ ИНСТРУМЕНТЫ 特殊工具